

# Local Market Update – November 2015

A RESEARCH TOOL PROVIDED BY THE REALTOR® ASSOCIATION OF THE SIOUX EMPIRE, INC.



## Baltic

Minnehaha County, SD

**+ 50.0%**

Change in  
New Listings

**- 50.0%**

Change in  
Closed Sales

**+ 16.0%**

Change in  
Median Sales Price

### November

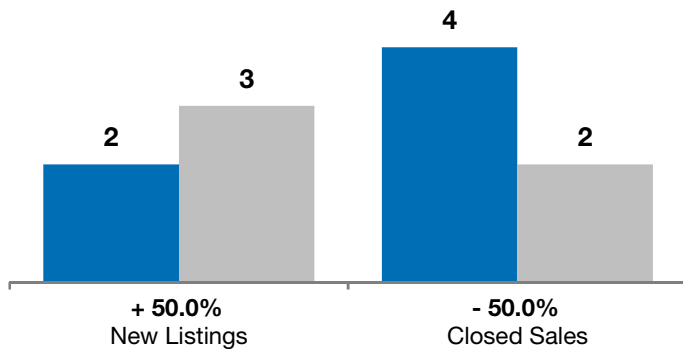
### Year to Date

	2014	2015	+ / -	2014	2015	+ / -
New Listings	2	3	+ 50.0%	30	36	+ 20.0%
Closed Sales	4	2	- 50.0%	23	27	+ 17.4%
Median Sales Price*	\$145,500	\$168,750	+ 16.0%	\$148,700	\$149,000	+ 0.2%
Average Sales Price*	\$146,625	\$168,750	+ 15.1%	\$152,522	\$161,086	+ 5.6%
Percent of Original List Price Received*	98.3%	98.4%	+ 0.1%	97.5%	98.9%	+ 1.5%
Average Days on Market Until Sale	94	67	- 29.1%	95	75	- 21.9%
Inventory of Homes for Sale	8	10	+ 25.0%	--	--	--
Months Supply of Inventory	3.5	4.1	+ 19.0%	--	--	--

\* Does not account for list prices from any previous listing contracts or seller concessions. | Activity for one month can sometimes look extreme due to small sample size.

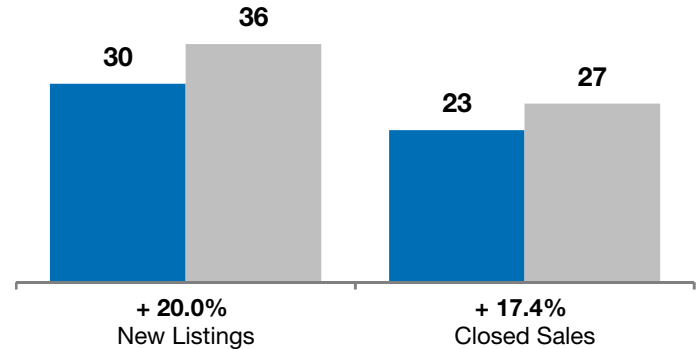
### November

■ 2014 ■ 2015

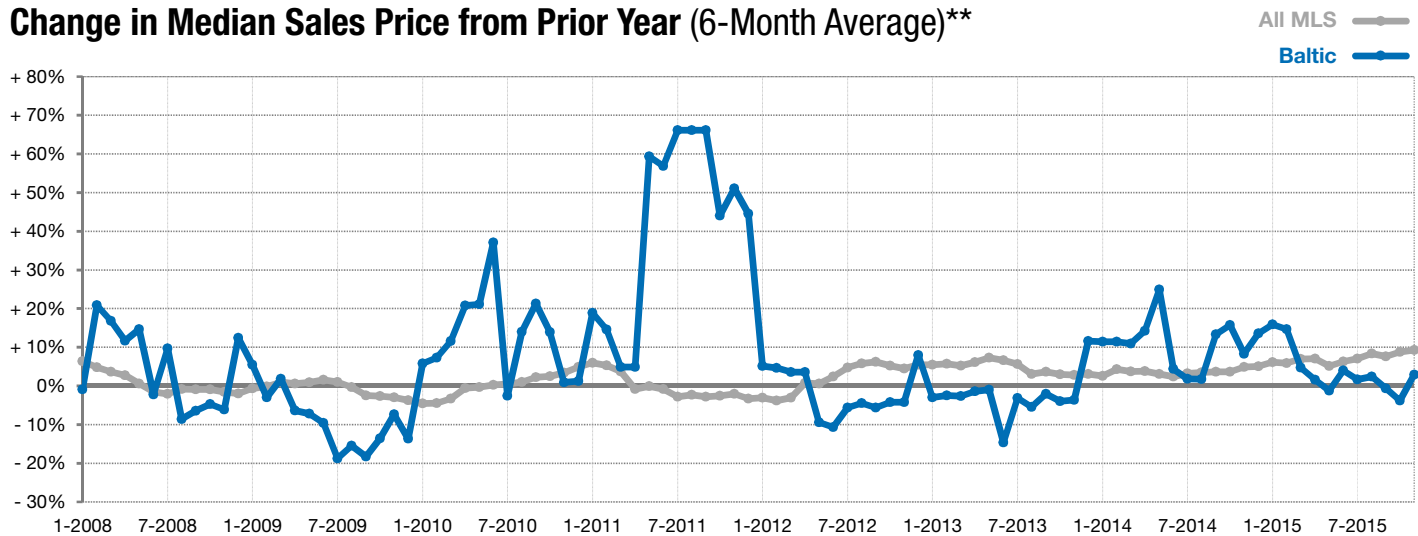


### Year to Date

■ 2014 ■ 2015



### Change in Median Sales Price from Prior Year (6-Month Average)\*\*



\*\* Each dot represents the change in median sales price from the prior year using a 6-month weighted average. This means that each of the 6 months used in a dot are proportioned according to their share of sales during that period. | Current as of December 4, 2015. All data from RASE Multiple Listing Service. | Powered by ShowingTime 10K.