

Local Market Update – November 2015

A RESEARCH TOOL PROVIDED BY THE REALTOR® ASSOCIATION OF THE SIOUX EMPIRE, INC.



Canton

Lincoln County, SD

0.0%

Change in
New Listings

+ 100.0%

Change in
Closed Sales

+ 7.1%

Change in
Median Sales Price

November

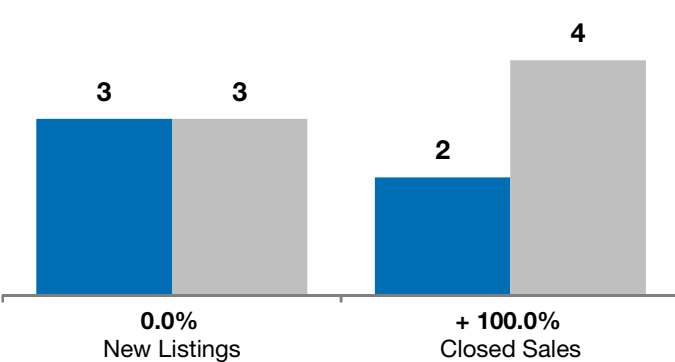
Year to Date

	2014	2015	+ / -	2014	2015	+ / -
New Listings	3	3	0.0%	72	75	+ 4.2%
Closed Sales	2	4	+ 100.0%	30	57	+ 90.0%
Median Sales Price*	\$147,000	\$157,500	+ 7.1%	\$137,550	\$148,000	+ 7.6%
Average Sales Price*	\$147,000	\$158,625	+ 7.9%	\$136,422	\$177,909	+ 30.4%
Percent of Original List Price Received*	98.1%	93.7%	- 4.5%	94.3%	97.8%	+ 3.7%
Average Days on Market Until Sale	124	133	+ 7.1%	121	110	- 9.4%
Inventory of Homes for Sale	34	17	- 50.0%	--	--	--
Months Supply of Inventory	11.7	3.3	- 71.4%	--	--	--

* Does not account for list prices from any previous listing contracts or seller concessions. | Activity for one month can sometimes look extreme due to small sample size.

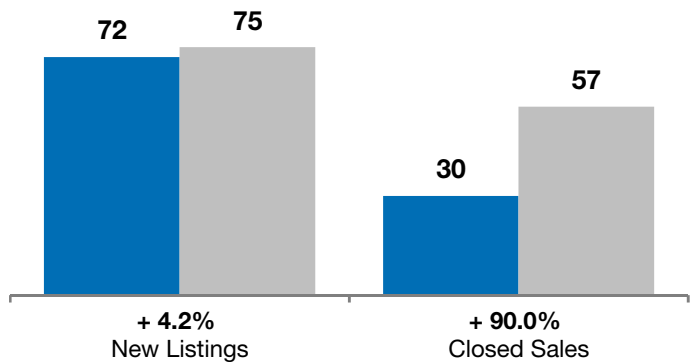
November

■ 2014 ■ 2015

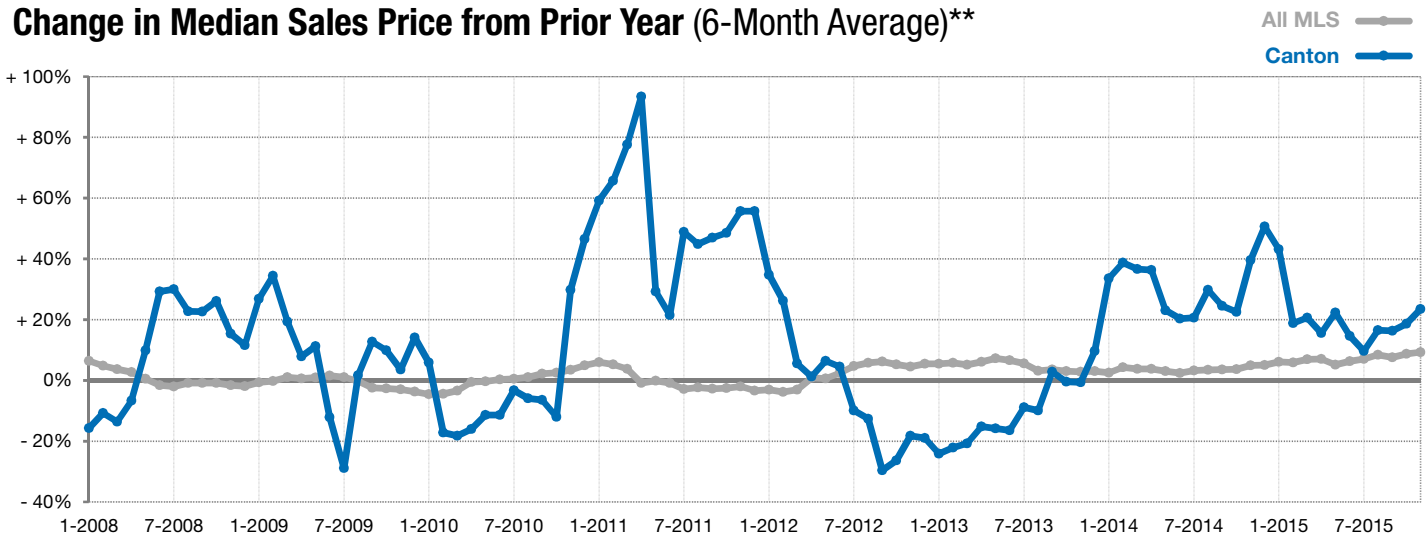


Year to Date

■ 2014 ■ 2015



Change in Median Sales Price from Prior Year (6-Month Average)**



** Each dot represents the change in median sales price from the prior year using a 6-month weighted average. This means that each of the 6 months used in a dot are proportioned according to their share of sales during that period. | Current as of December 4, 2015. All data from RASE Multiple Listing Service. | Powered by ShowingTime 10K.