

Local Market Update – December 2015

A RESEARCH TOOL PROVIDED BY THE REALTOR® ASSOCIATION OF THE SIOUX EMPIRE, INC.



Beresford

0.0%

Change in
New Listings

- 20.0%

Change in
Closed Sales

+ 20.0%

Change in
Median Sales Price

Union County, SD

December

Year to Date

	2014	2015	+ / -	2014	2015	+ / -
New Listings	2	2	0.0%	44	53	+ 20.5%
Closed Sales	5	4	- 20.0%	28	32	+ 14.3%
Median Sales Price*	\$85,000	\$102,000	+ 20.0%	\$104,950	\$111,250	+ 6.0%
Average Sales Price*	\$95,496	\$164,750	+ 72.5%	\$131,335	\$127,116	- 3.2%
Percent of Original List Price Received*	97.7%	93.3%	- 4.6%	94.2%	95.1%	+ 1.0%
Average Days on Market Until Sale	124	159	+ 27.8%	141	142	+ 0.6%
Inventory of Homes for Sale	16	10	- 37.5%	--	--	--
Months Supply of Inventory	6.2	3.0	- 51.7%	--	--	--

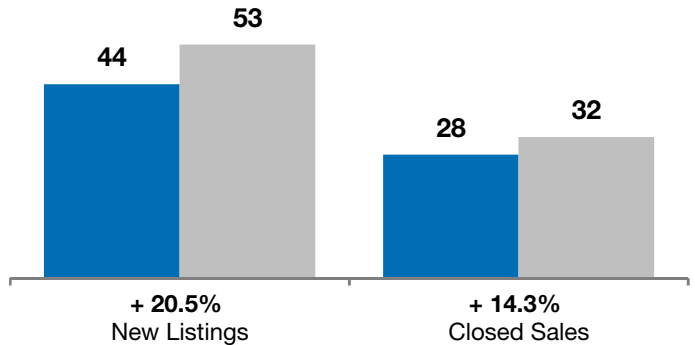
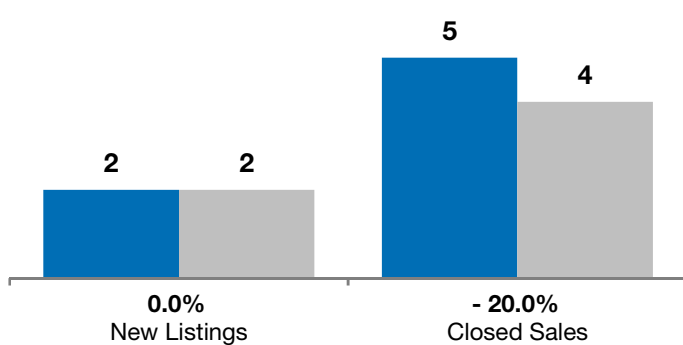
* Does not account for list prices from any previous listing contracts or seller concessions. | Activity for one month can sometimes look extreme due to small sample size.

December

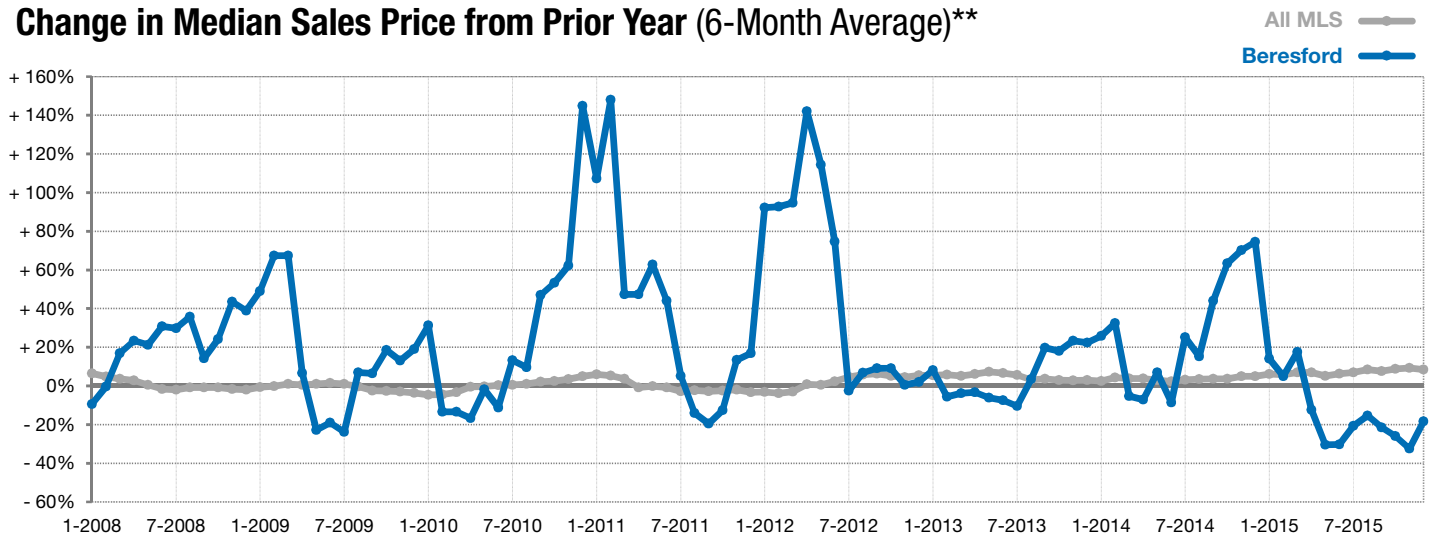
■ 2014 ■ 2015

Year to Date

■ 2014 ■ 2015



Change in Median Sales Price from Prior Year (6-Month Average)**



** Each dot represents the change in median sales price from the prior year using a 6-month weighted average. This means that each of the 6 months used in a dot are proportioned according to their share of sales during that period. | Current as of January 7, 2016. All data from RASE Multiple Listing Service. | Powered by ShowingTime 10K.