

Local Market Update – December 2015

A RESEARCH TOOL PROVIDED BY THE REALTOR® ASSOCIATION OF THE SIOUX EMPIRE, INC.



Canton

Lincoln County, SD

+ 150.0%

Change in
New Listings

0.0%

Change in
Closed Sales

- 7.1%

Change in
Median Sales Price

December

Year to Date

	2014	2015	+ / -	2014	2015	+ / -
New Listings	2	5	+ 150.0%	74	80	+ 8.1%
Closed Sales	2	2	0.0%	32	59	+ 84.4%
Median Sales Price*	\$158,250	\$147,000	- 7.1%	\$141,000	\$148,000	+ 5.0%
Average Sales Price*	\$158,250	\$147,000	- 7.1%	\$137,786	\$176,861	+ 28.4%
Percent of Original List Price Received*	93.0%	98.9%	+ 6.4%	94.3%	97.8%	+ 3.8%
Average Days on Market Until Sale	62	163	+ 164.2%	117	111	- 5.0%
Inventory of Homes for Sale	30	18	- 40.0%	--	--	--
Months Supply of Inventory	11.4	3.6	- 68.4%	--	--	--

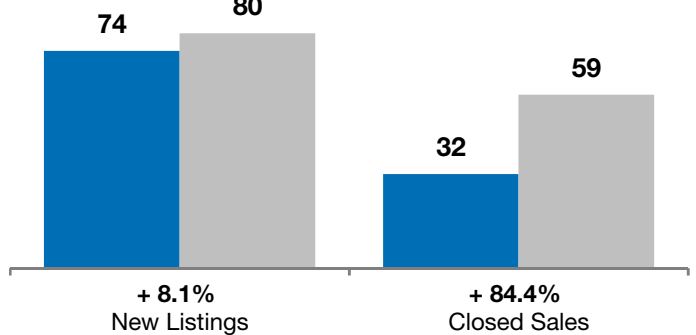
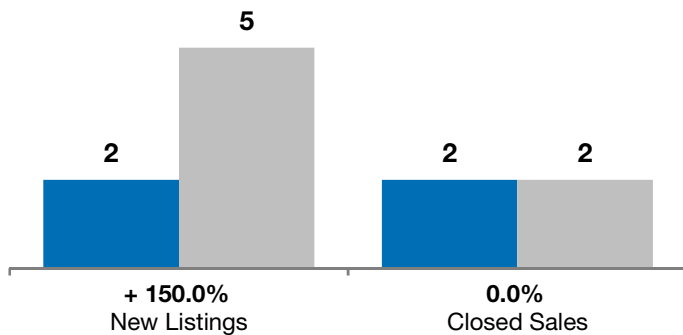
* Does not account for list prices from any previous listing contracts or seller concessions. | Activity for one month can sometimes look extreme due to small sample size.

December

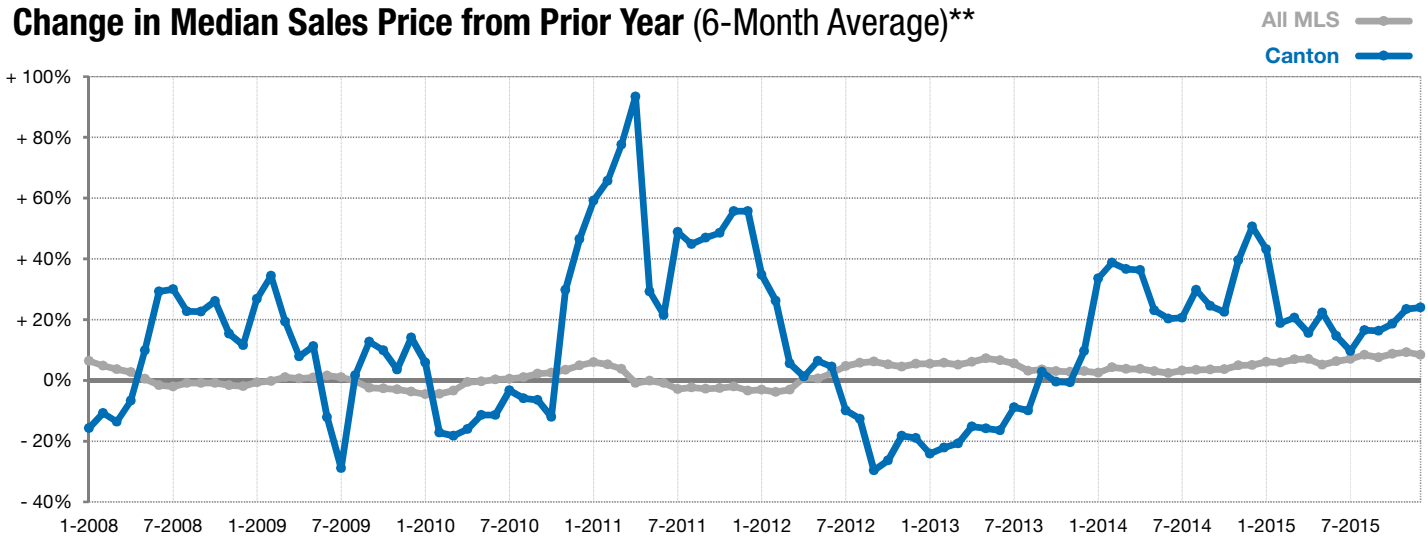
■ 2014 ■ 2015

Year to Date

■ 2014 ■ 2015



Change in Median Sales Price from Prior Year (6-Month Average)**



** Each dot represents the change in median sales price from the prior year using a 6-month weighted average. This means that each of the 6 months used in a dot are proportioned according to their share of sales during that period. | Current as of January 7, 2016. All data from RASE Multiple Listing Service. | Powered by ShowingTime 10K.