

Local Market Update – December 2015

A RESEARCH TOOL PROVIDED BY THE REALTOR® ASSOCIATION OF THE SIOUX EMPIRE, INC.



Garretson

- 50.0%

Change in
New Listings

0.0%

Change in
Closed Sales

+ 240.5%

Change in
Median Sales Price

Minnehaha County, SD

December

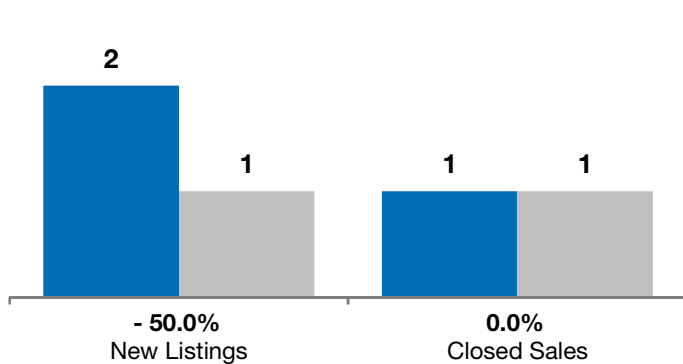
Year to Date

	2014	2015	+ / -	2014	2015	+ / -
New Listings	2	1	- 50.0%	47	30	- 36.2%
Closed Sales	1	1	0.0%	37	21	- 43.2%
Median Sales Price*	\$92,500	\$315,000	+ 240.5%	\$154,000	\$210,000	+ 36.4%
Average Sales Price*	\$92,500	\$315,000	+ 240.5%	\$196,416	\$213,761	+ 8.8%
Percent of Original List Price Received*	100.0%	95.6%	- 4.4%	97.3%	99.0%	+ 1.7%
Average Days on Market Until Sale	110	144	+ 30.9%	91	85	- 6.2%
Inventory of Homes for Sale	5	4	- 20.0%	--	--	--
Months Supply of Inventory	1.6	1.6	- 0.4%	--	--	--

* Does not account for list prices from any previous listing contracts or seller concessions. | Activity for one month can sometimes look extreme due to small sample size.

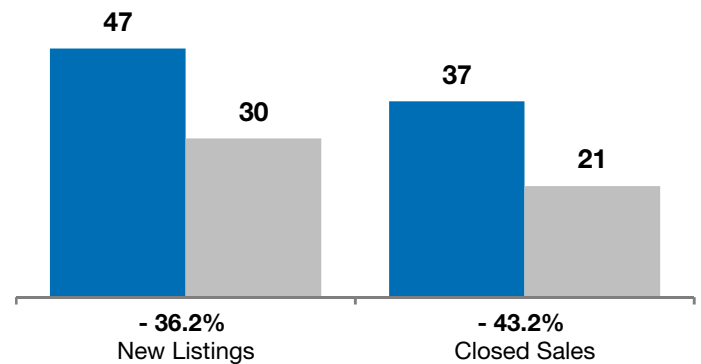
December

■ 2014 ■ 2015

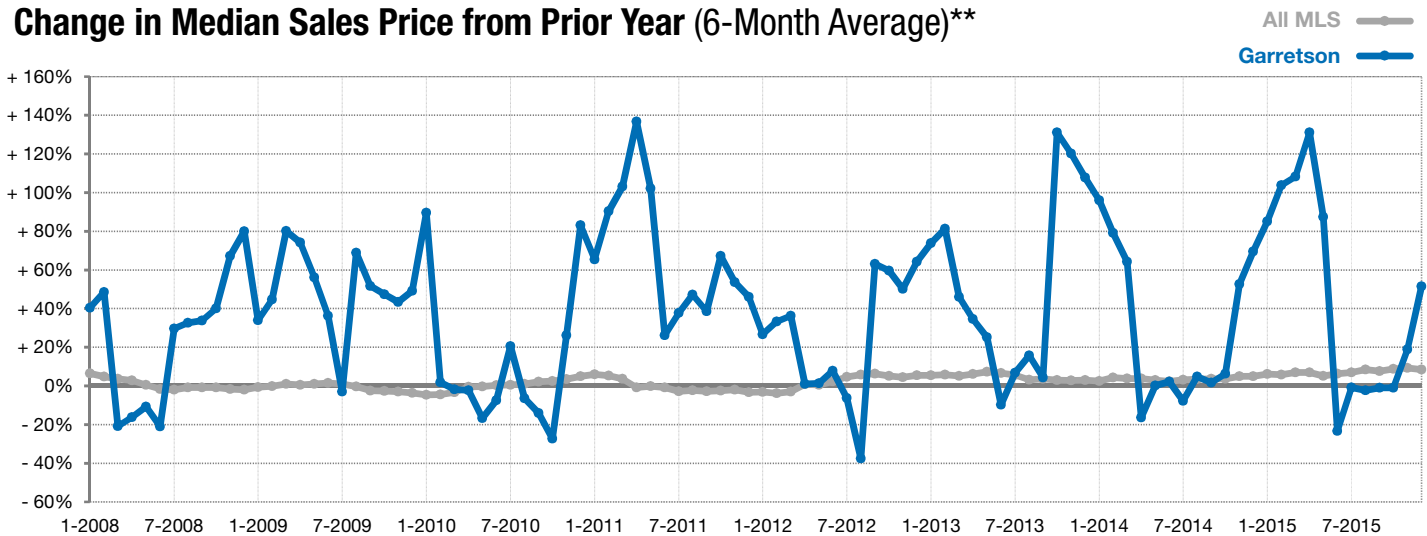


Year to Date

■ 2014 ■ 2015



Change in Median Sales Price from Prior Year (6-Month Average)**



** Each dot represents the change in median sales price from the prior year using a 6-month weighted average. This means that each of the 6 months used in a dot are proportioned according to their share of sales during that period. | Current as of January 7, 2016. All data from RASE Multiple Listing Service. | Powered by ShowingTime 10K.