

Local Market Update – December 2015

A RESEARCH TOOL PROVIDED BY THE REALTOR® ASSOCIATION OF THE SIOUX EMPIRE, INC.



Worthing

Lincoln County, SD

+ 100.0%

--

--

Change in
New Listings

Change in
Closed Sales

Change in
Median Sales Price

December

Year to Date

	2014	2015	+ / -	2014	2015	+ / -
New Listings	1	2	+ 100.0%	37	33	- 10.8%
Closed Sales	0	1	--	23	26	+ 13.0%
Median Sales Price*	\$0	\$135,000	--	\$131,500	\$134,950	+ 2.6%
Average Sales Price*	\$0	\$135,000	--	\$141,830	\$133,877	- 5.6%
Percent of Original List Price Received*	0.0%	96.4%	--	98.0%	98.7%	+ 0.7%
Average Days on Market Until Sale	0	72	--	70	76	+ 7.4%
Inventory of Homes for Sale	10	7	- 30.0%	--	--	--
Months Supply of Inventory	4.3	3.1	- 28.4%	--	--	--

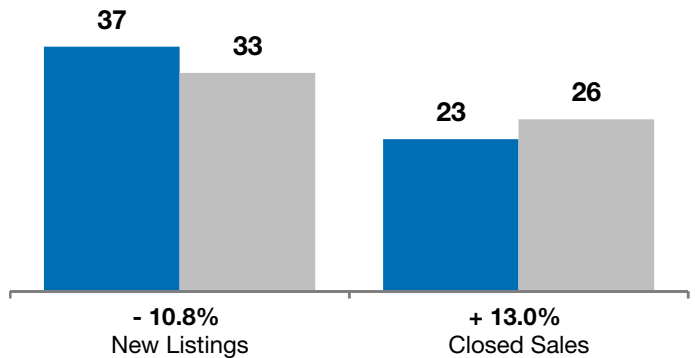
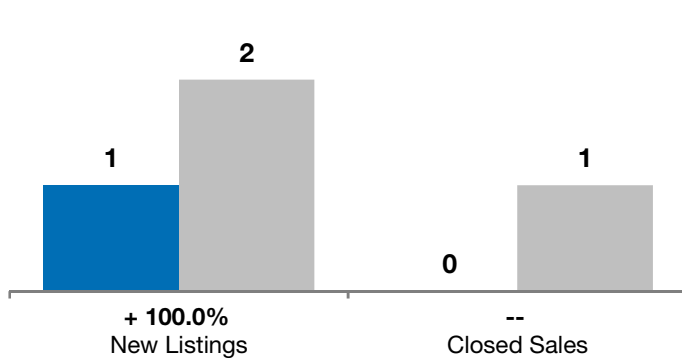
* Does not account for list prices from any previous listing contracts or seller concessions. | Activity for one month can sometimes look extreme due to small sample size.

December

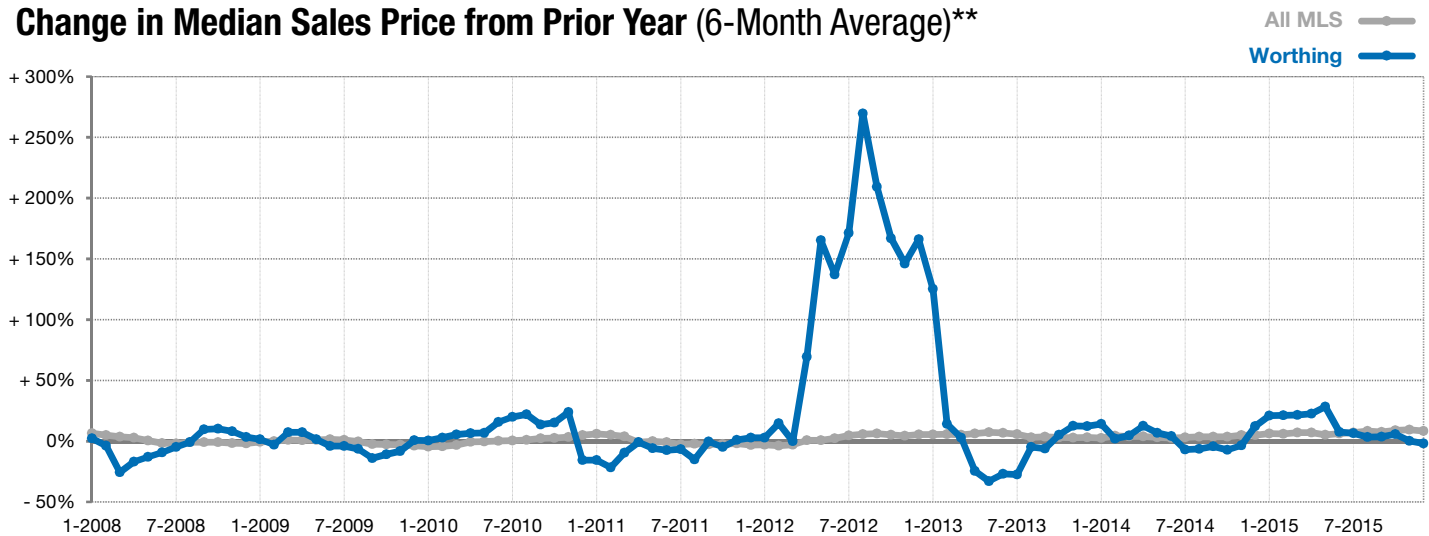
■ 2014 ■ 2015

Year to Date

■ 2014 ■ 2015



Change in Median Sales Price from Prior Year (6-Month Average)**



** Each dot represents the change in median sales price from the prior year using a 6-month weighted average. This means that each of the 6 months used in a dot are proportioned according to their share of sales during that period. | Current as of January 7, 2016. All data from RASE Multiple Listing Service. | Powered by ShowingTime 10K.