

Local Market Update – January 2016

A RESEARCH TOOL PROVIDED BY THE REALTOR® ASSOCIATION OF THE SIOUX EMPIRE, INC.



Garretson

0.0%

--

--

Change in
New Listings

Change in
Closed Sales

Change in
Median Sales Price

Minnehaha County, SD

January

Year to Date

	2015	2016	+ / -	2015	2016	+ / -
New Listings	1	1	0.0%	1	1	0.0%
Closed Sales	0	1	--	0	1	--
Median Sales Price*	\$0	\$400,000	--	\$0	\$400,000	--
Average Sales Price*	\$0	\$400,000	--	\$0	\$400,000	--
Percent of Original List Price Received*	0.0%	94.1%	--	0.0%	94.1%	--
Average Days on Market Until Sale	0	119	--	0	119	--
Inventory of Homes for Sale	5	4	- 20.0%	--	--	--
Months Supply of Inventory	1.6	1.7	+ 7.8%	--	--	--

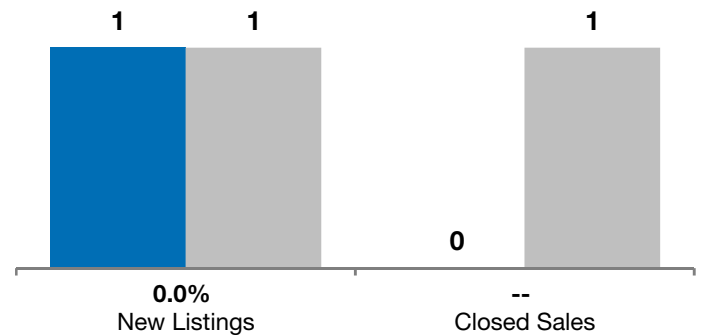
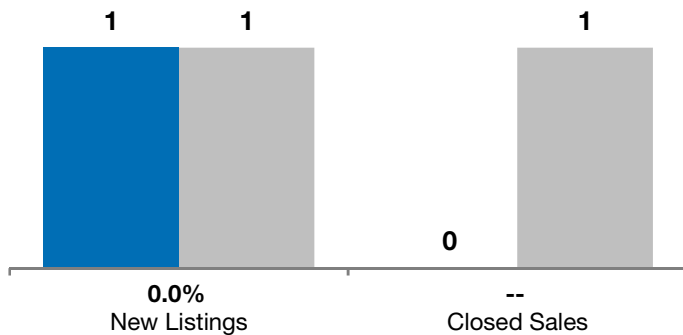
* Does not account for list prices from any previous listing contracts or seller concessions. | Activity for one month can sometimes look extreme due to small sample size.

January

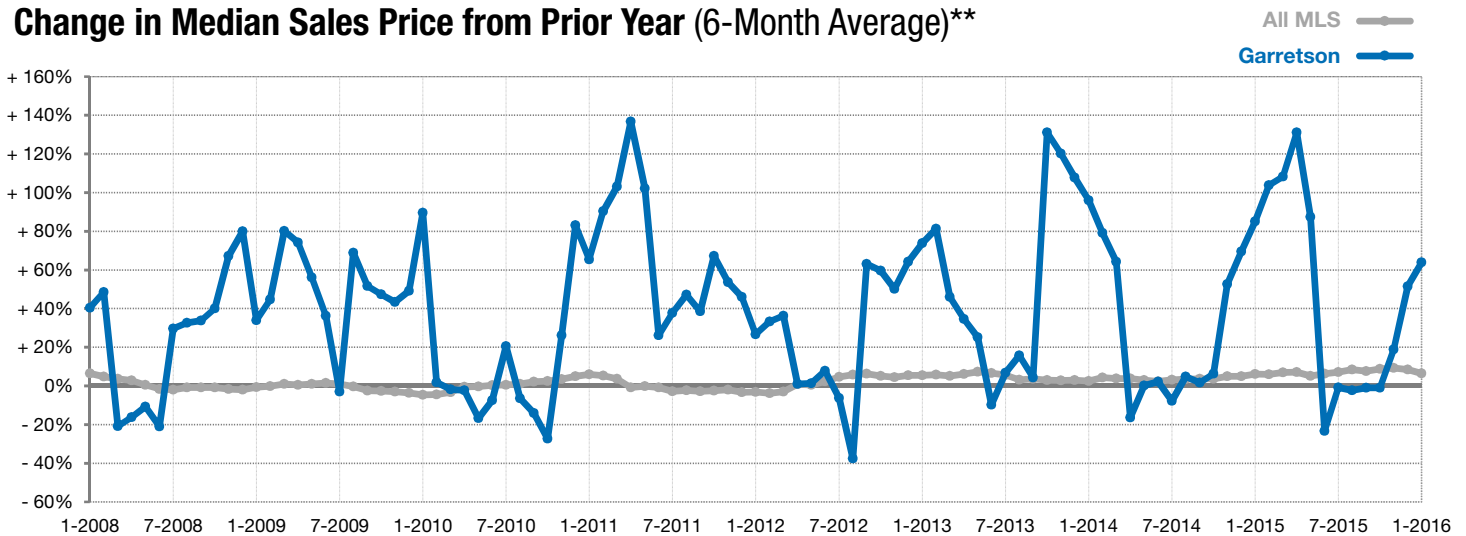
■ 2015 ■ 2016

Year to Date

■ 2015 ■ 2016



Change in Median Sales Price from Prior Year (6-Month Average)**



** Each dot represents the change in median sales price from the prior year using a 6-month weighted average. This means that each of the 6 months used in a dot are proportioned according to their share of sales during that period. | Current as of February 4, 2016. All data from RASE Multiple Listing Service. | Powered by ShowingTime 10K.