

Local Market Update – January 2016

A RESEARCH TOOL PROVIDED BY THE REALTOR® ASSOCIATION OF THE SIOUX EMPIRE, INC.



Harrisburg

+ 33.3%

Change in
New Listings

+ 50.0%

Change in
Closed Sales

+ 21.3%

Change in
Median Sales Price

Lincoln County, SD

January

Year to Date

	2015	2016	+ / -	2015	2016	+ / -
New Listings	9	12	+ 33.3%	9	12	+ 33.3%
Closed Sales	8	12	+ 50.0%	8	12	+ 50.0%
Median Sales Price*	\$170,000	\$206,125	+ 21.3%	\$170,000	\$206,125	+ 21.3%
Average Sales Price*	\$167,288	\$212,990	+ 27.3%	\$167,288	\$212,990	+ 27.3%
Percent of Original List Price Received*	97.6%	98.9%	+ 1.3%	97.6%	98.9%	+ 1.3%
Average Days on Market Until Sale	90	106	+ 18.0%	90	106	+ 18.0%
Inventory of Homes for Sale	47	41	- 12.8%	--	--	--
Months Supply of Inventory	3.4	2.5	- 26.6%	--	--	--

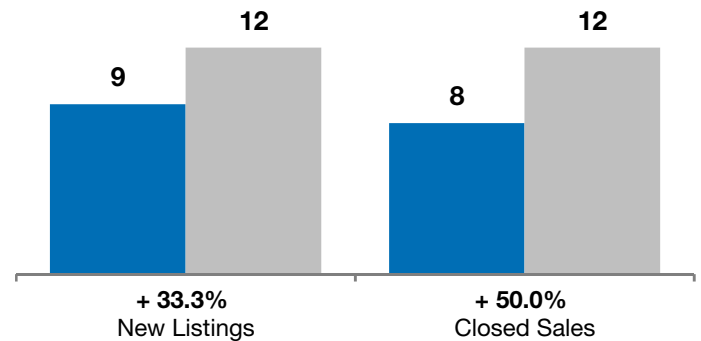
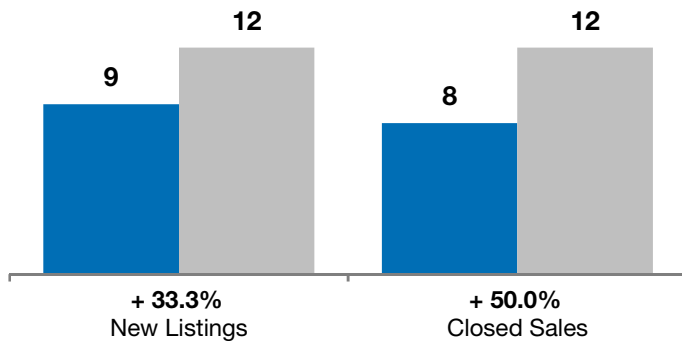
* Does not account for list prices from any previous listing contracts or seller concessions. | Activity for one month can sometimes look extreme due to small sample size.

January

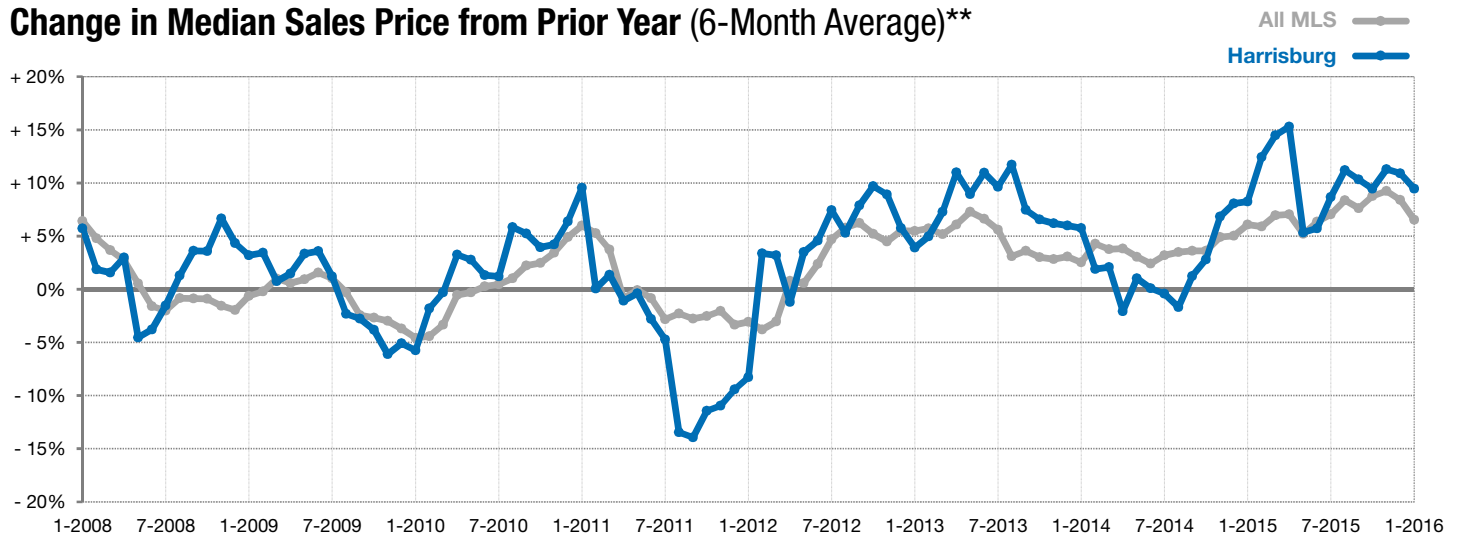
■ 2015 ■ 2016

Year to Date

■ 2015 ■ 2016



Change in Median Sales Price from Prior Year (6-Month Average)**



** Each dot represents the change in median sales price from the prior year using a 6-month weighted average. This means that each of the 6 months used in a dot are proportioned according to their share of sales during that period. | Current as of February 4, 2016. All data from RASE Multiple Listing Service. | Powered by ShowingTime 10K.