

Local Market Update – February 2016

A RESEARCH TOOL PROVIDED BY THE REALTOR® ASSOCIATION OF THE SIOUX EMPIRE, INC.



Garretson

+ 50.0%

Change in
New Listings

- 50.0%

Change in
Closed Sales

+ 5.0%

Change in
Median Sales Price

Minnehaha County, SD

February

Year to Date

	2015	2016	+ / -	2015	2016	+ / -
New Listings	2	3	+ 50.0%	3	4	+ 33.3%
Closed Sales	2	1	- 50.0%	2	2	0.0%
Median Sales Price*	\$157,500	\$165,399	+ 5.0%	\$157,500	\$282,700	+ 79.5%
Average Sales Price*	\$157,500	\$165,399	+ 5.0%	\$157,500	\$282,700	+ 79.5%
Percent of Original List Price Received*	98.6%	94.5%	- 4.2%	98.6%	94.3%	- 4.4%
Average Days on Market Until Sale	76	335	+ 340.8%	76	227	+ 198.7%
Inventory of Homes for Sale	5	7	+ 40.0%	--	--	--
Months Supply of Inventory	1.6	3.0	+ 92.0%	--	--	--

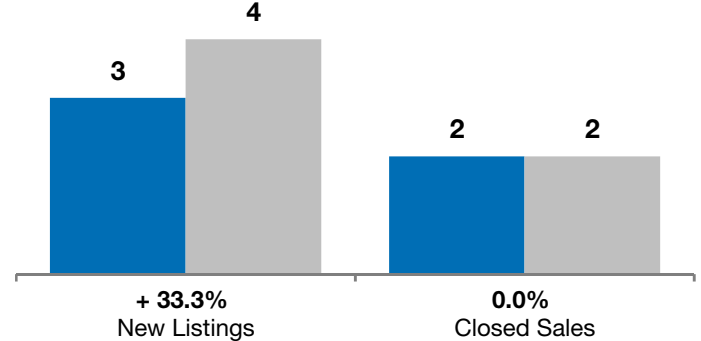
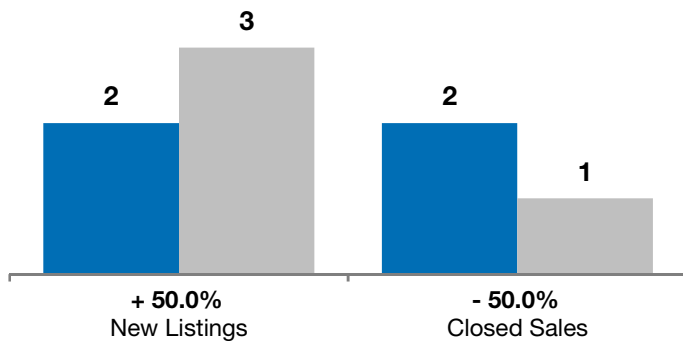
* Does not account for list prices from any previous listing contracts or seller concessions. | Activity for one month can sometimes look extreme due to small sample size.

February

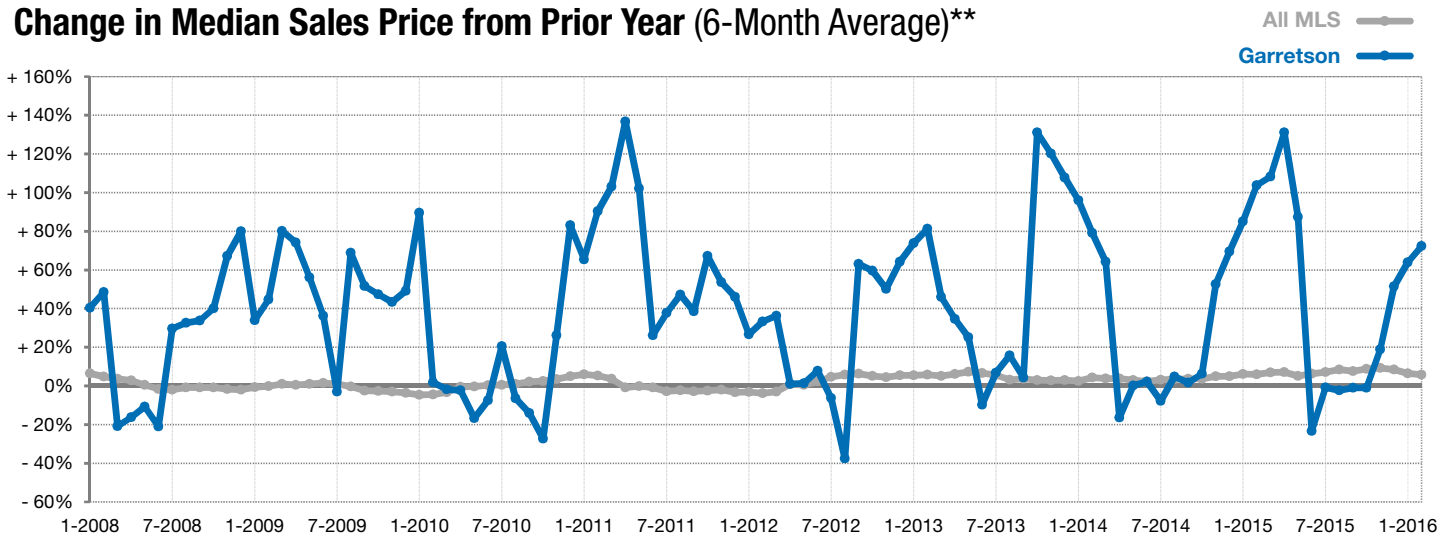
■ 2015 ■ 2016

Year to Date

■ 2015 ■ 2016



Change in Median Sales Price from Prior Year (6-Month Average)**



** Each dot represents the change in median sales price from the prior year using a 6-month weighted average. This means that each of the 6 months used in a dot are proportioned according to their share of sales during that period. | Current as of March 4, 2016. All data from RASE Multiple Listing Service. | Powered by ShowingTime 10K.