

Local Market Update – February 2016

A RESEARCH TOOL PROVIDED BY THE REALTOR® ASSOCIATION OF THE SIOUX EMPIRE, INC.



Worthing

Lincoln County, SD

0.0%

Change in
New Listings

+ 100.0%

Change in
Closed Sales

+ 9.2%

Change in
Median Sales Price

February

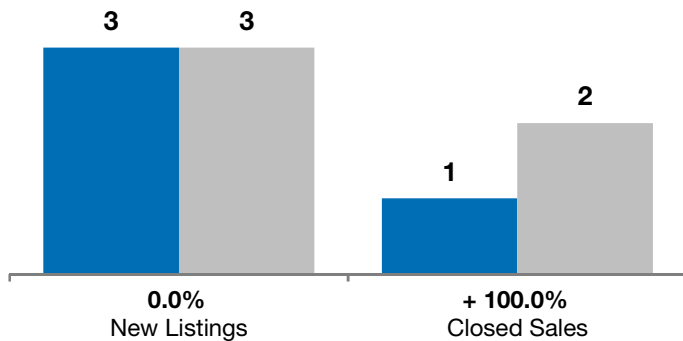
Year to Date

	2015	2016	+ / -	2015	2016	+ / -
New Listings	3	3	0.0%	5	3	- 40.0%
Closed Sales	1	2	+ 100.0%	2	3	+ 50.0%
Median Sales Price*	\$136,000	\$148,500	+ 9.2%	\$113,000	\$143,250	+ 26.8%
Average Sales Price*	\$136,000	\$148,500	+ 9.2%	\$113,000	\$143,250	+ 26.8%
Percent of Original List Price Received*	96.8%	95.9%	- 1.0%	95.8%	97.2%	+ 1.5%
Average Days on Market Until Sale	140	74	- 47.1%	105	76	- 27.6%
Inventory of Homes for Sale	11	5	- 54.5%	--	--	--
Months Supply of Inventory	4.8	2.2	- 53.5%	--	--	--

* Does not account for list prices from any previous listing contracts or seller concessions. | Activity for one month can sometimes look extreme due to small sample size.

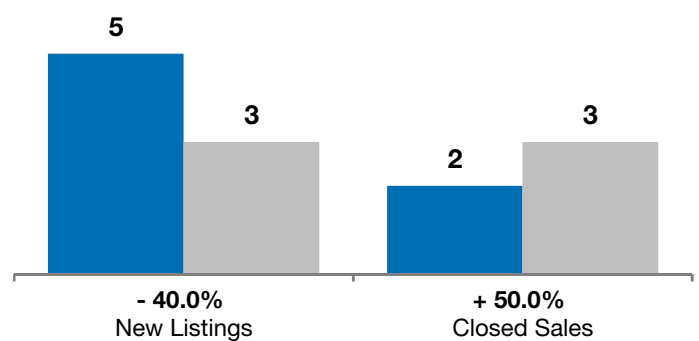
February

■ 2015 ■ 2016

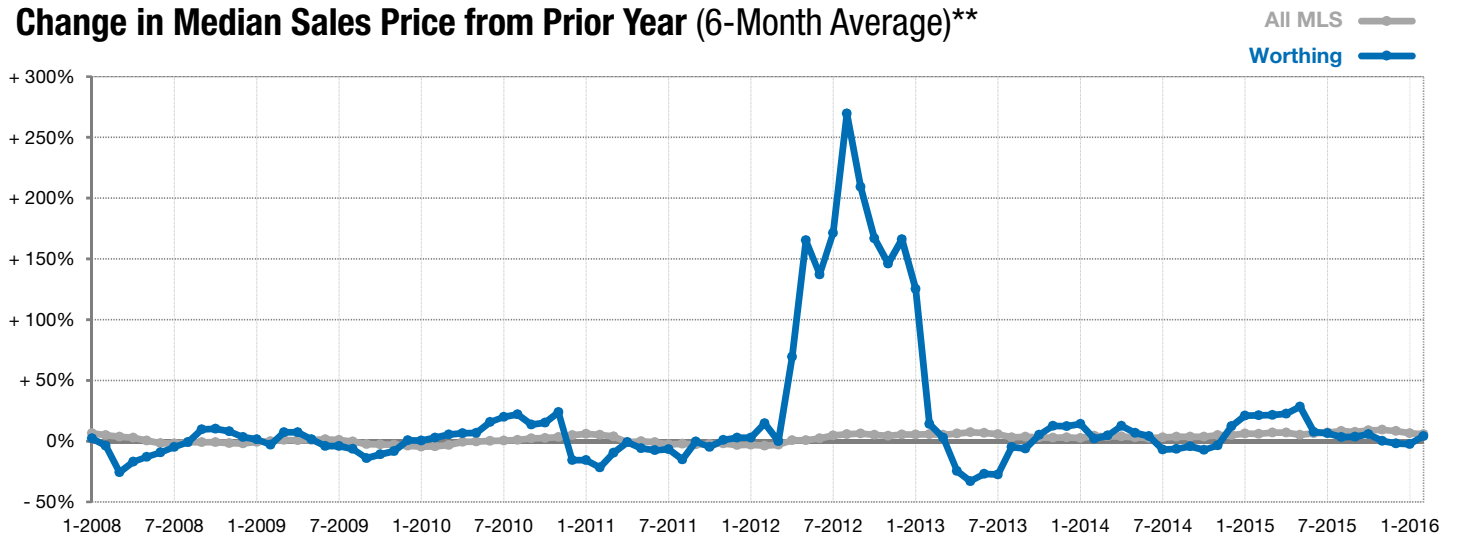


Year to Date

■ 2015 ■ 2016



Change in Median Sales Price from Prior Year (6-Month Average)**



** Each dot represents the change in median sales price from the prior year using a 6-month weighted average. This means that each of the 6 months used in a dot are proportioned according to their share of sales during that period. | Current as of March 4, 2016. All data from RASE Multiple Listing Service. | Powered by ShowingTime 10K.