

Local Market Update – May 2016

A RESEARCH TOOL PROVIDED BY THE REALTOR® ASSOCIATION OF THE SIOUX EMPIRE, INC.



Baltic

Minnehaha County, SD

--

0.0%

+ 5.6%

Change in
New Listings

Change in
Closed Sales

Change in
Median Sales Price

May

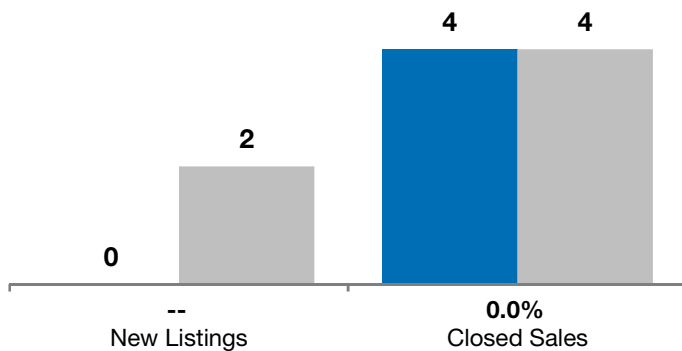
Year to Date

	2015	2016	+ / -	2015	2016	+ / -
New Listings	0	2	--	13	18	+ 38.5%
Closed Sales	4	4	0.0%	16	12	- 25.0%
Median Sales Price*	\$152,500	\$161,000	+ 5.6%	\$145,900	\$158,313	+ 8.5%
Average Sales Price*	\$142,525	\$152,875	+ 7.3%	\$163,124	\$167,058	+ 2.4%
Percent of Original List Price Received*	99.5%	96.7%	- 2.8%	99.8%	97.1%	- 2.7%
Average Days on Market Until Sale	46	77	+ 65.9%	75	76	+ 2.4%
Inventory of Homes for Sale	4	9	+ 125.0%	--	--	--
Months Supply of Inventory	1.7	4.0	+ 141.7%	--	--	--

* Does not account for list prices from any previous listing contracts or seller concessions. | Activity for one month can sometimes look extreme due to small sample size.

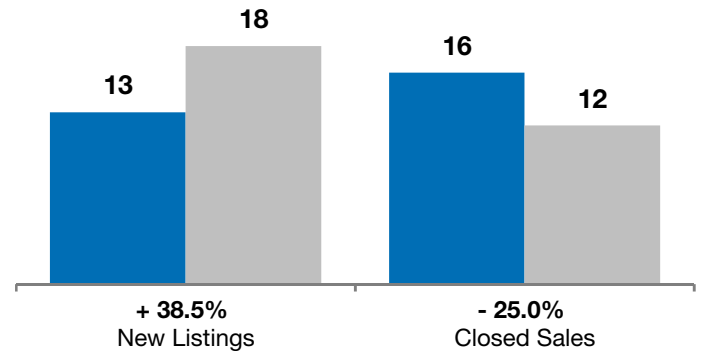
May

■ 2015 ■ 2016

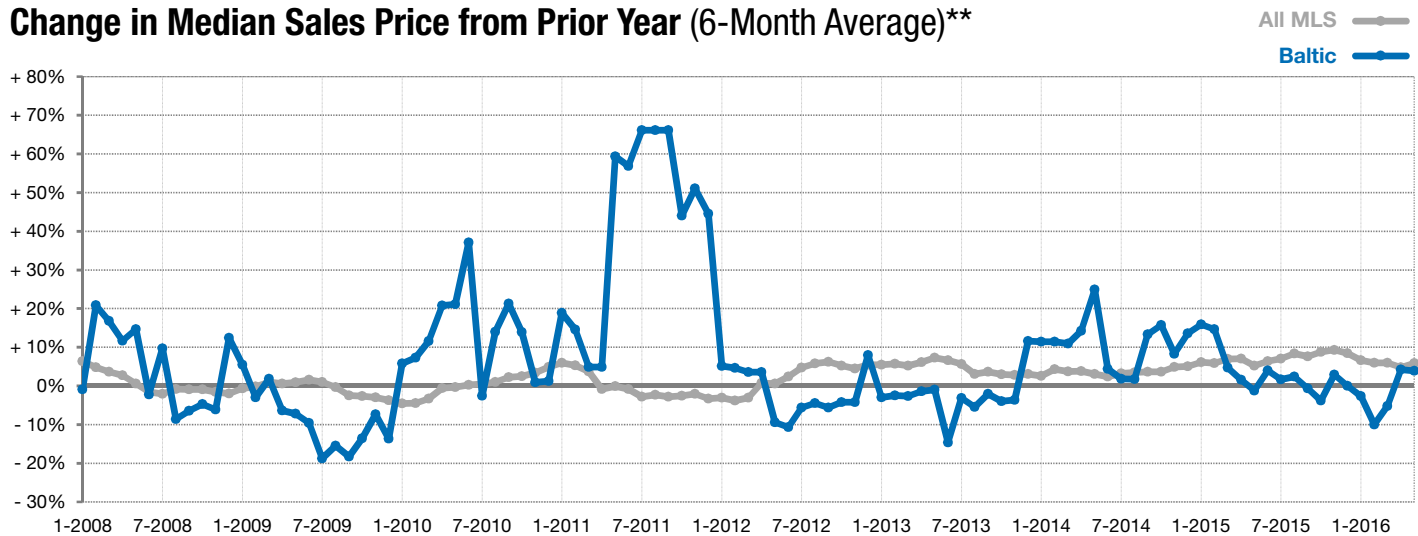


Year to Date

■ 2015 ■ 2016



Change in Median Sales Price from Prior Year (6-Month Average)**



** Each dot represents the change in median sales price from the prior year using a 6-month weighted average. This means that each of the 6 months used in a dot are proportioned according to their share of sales during that period. | Current as of June 2, 2016. All data from RASE Multiple Listing Service. | Powered by ShowingTime 10K.