

Local Market Update – June 2016

A RESEARCH TOOL PROVIDED BY THE REALTOR® ASSOCIATION OF THE SIOUX EMPIRE, INC.



Harrisburg

+ 10.5%

Change in
New Listings

- 7.4%

Change in
Closed Sales

+ 7.1%

Change in
Median Sales Price

Lincoln County, SD

June

Year to Date

	2015	2016	+ / -	2015	2016	+ / -
New Listings	19	21	+ 10.5%	131	130	- 0.8%
Closed Sales	27	25	- 7.4%	99	98	- 1.0%
Median Sales Price*	\$184,000	\$197,000	+ 7.1%	\$185,400	\$197,000	+ 6.3%
Average Sales Price*	\$225,878	\$205,932	- 8.8%	\$205,468	\$206,838	+ 0.7%
Percent of Original List Price Received*	98.4%	99.8%	+ 1.5%	99.1%	99.5%	+ 0.4%
Average Days on Market Until Sale	78	70	- 10.5%	91	85	- 6.4%
Inventory of Homes for Sale	60	49	- 18.3%	--	--	--
Months Supply of Inventory	3.7	3.0	- 20.0%	--	--	--

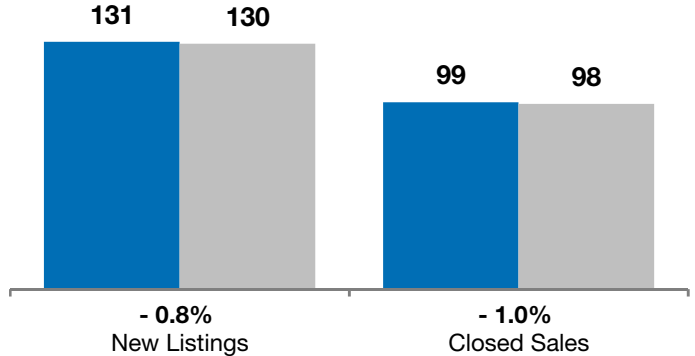
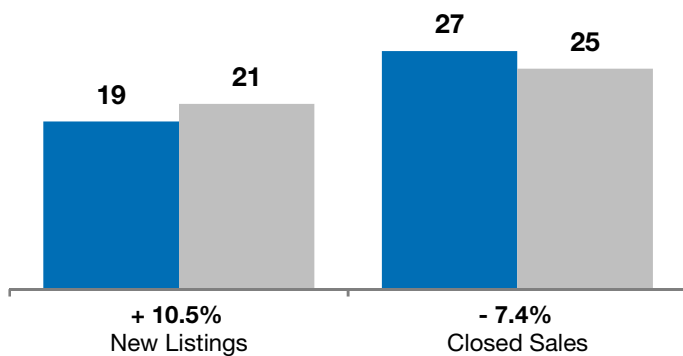
* Does not account for list prices from any previous listing contracts or seller concessions. | Activity for one month can sometimes look extreme due to small sample size.

June

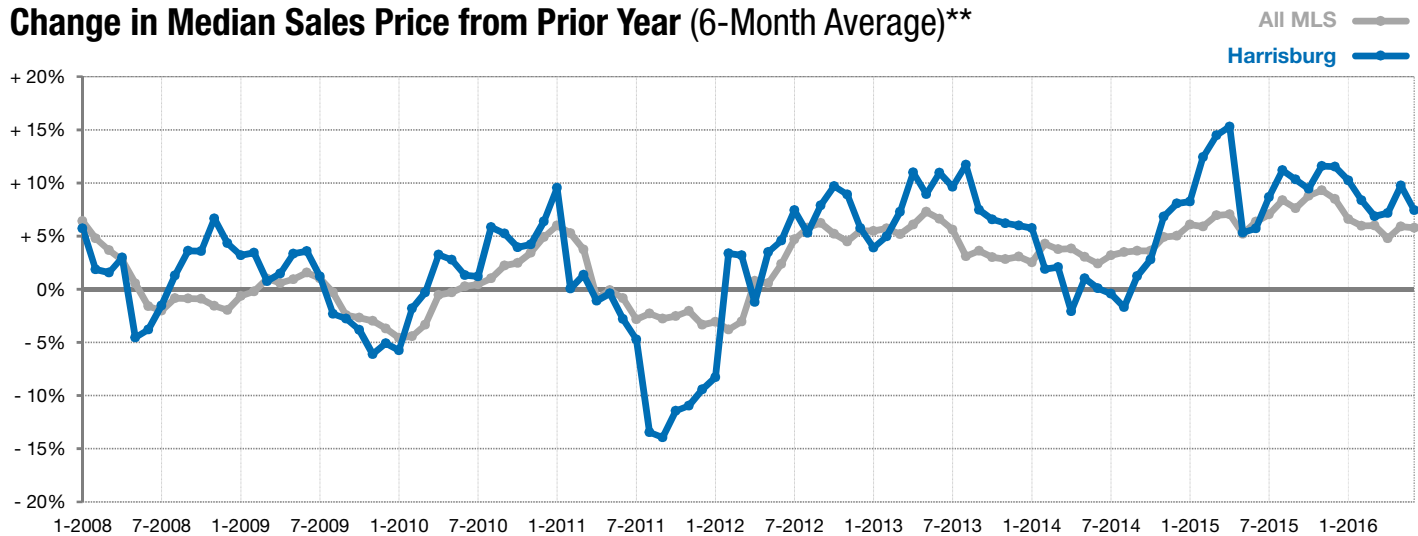
■ 2015 ■ 2016

Year to Date

■ 2015 ■ 2016



Change in Median Sales Price from Prior Year (6-Month Average)**



** Each dot represents the change in median sales price from the prior year using a 6-month weighted average. This means that each of the 6 months used in a dot are proportioned according to their share of sales during that period. | Current as of July 6, 2016. All data from RASE Multiple Listing Service. | Powered by ShowingTime 10K.