

Local Market Update – August 2016

A RESEARCH TOOL PROVIDED BY THE REALTOR® ASSOCIATION OF THE SIOUX EMPIRE, INC.



Baltic

Minnehaha County, SD

0.0%

Change in
New Listings

+ 400.0%

Change in
Closed Sales

+ 12.6%

Change in
Median Sales Price

August

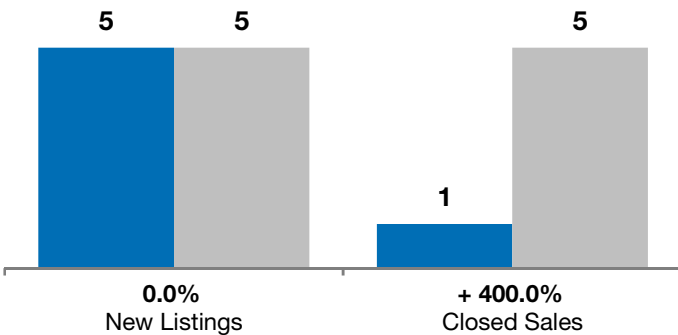
Year to Date

	2015	2016	+ / -	2015	2016	+ / -
New Listings	5	5	0.0%	23	32	+ 39.1%
Closed Sales	1	5	+ 400.0%	19	26	+ 36.8%
Median Sales Price*	\$167,000	\$188,000	+ 12.6%	\$146,900	\$164,375	+ 11.9%
Average Sales Price*	\$167,000	\$207,330	+ 24.1%	\$161,367	\$172,673	+ 7.0%
Percent of Original List Price Received*	97.1%	99.1%	+ 2.0%	100.1%	98.4%	- 1.6%
Average Days on Market Until Sale	62	67	+ 8.7%	72	75	+ 4.5%
Inventory of Homes for Sale	9	9	0.0%	--	--	--
Months Supply of Inventory	3.9	3.0	- 22.2%	--	--	--

* Does not account for list prices from any previous listing contracts or seller concessions. | Activity for one month can sometimes look extreme due to small sample size.

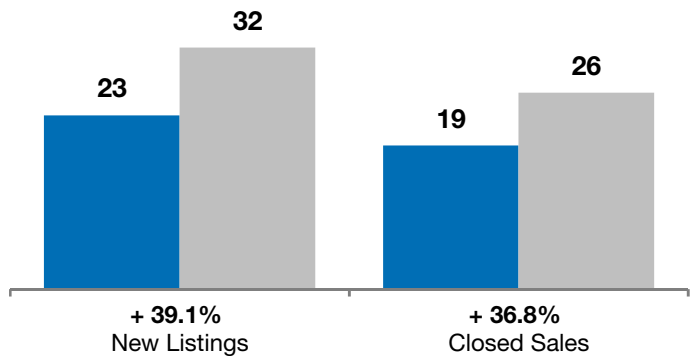
August

■ 2015 ■ 2016

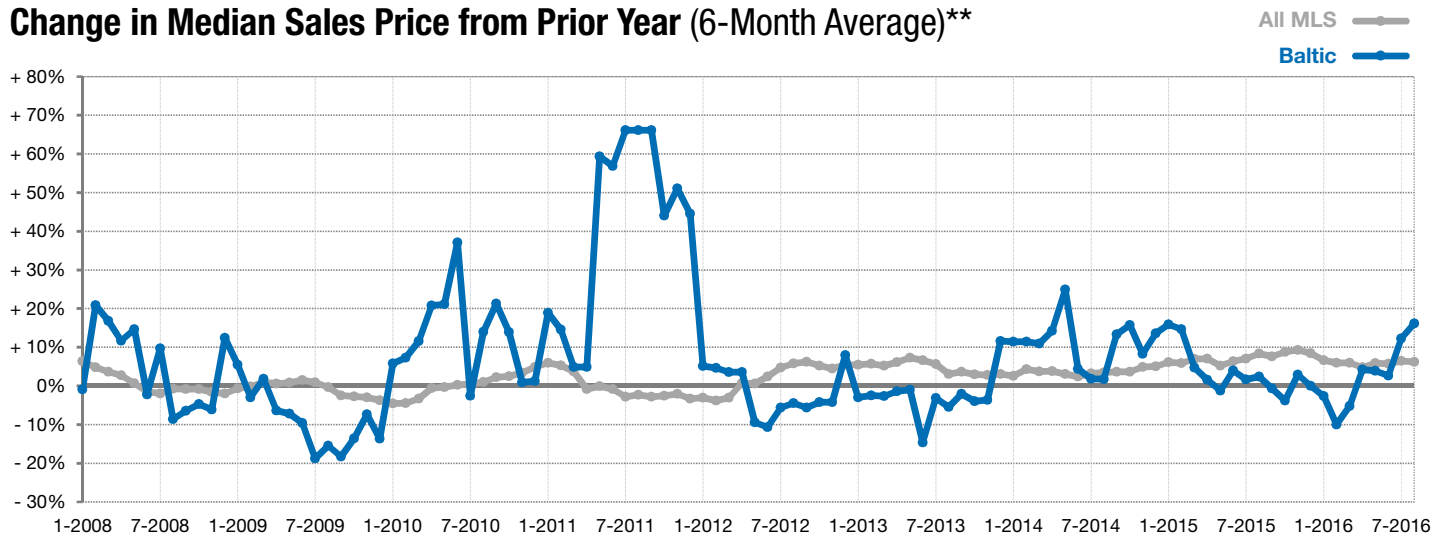


Year to Date

■ 2015 ■ 2016



Change in Median Sales Price from Prior Year (6-Month Average)**



** Each dot represents the change in median sales price from the prior year using a 6-month weighted average. This means that each of the 6 months used in a dot are proportioned according to their share of sales during that period. | Current as of September 6, 2016. All data from RASE Multiple Listing Service. | Powered by ShowingTime 10K.