

Local Market Update – September 2016

A RESEARCH TOOL PROVIDED BY THE REALTOR® ASSOCIATION OF THE SIOUX EMPIRE, INC.



Garretson

+ 50.0%

--

--

Change in
New Listings

Change in
Closed Sales

Change in
Median Sales Price

Minnehaha County, SD

September

Year to Date

	2015	2016	+ / -	2015	2016	+ / -
New Listings	2	3	+ 50.0%	28	37	+ 32.1%
Closed Sales	0	7	--	14	24	+ 71.4%
Median Sales Price*	\$0	\$223,500	--	\$160,500	\$161,700	+ 0.7%
Average Sales Price*	\$0	\$305,783	--	\$166,850	\$224,074	+ 34.3%
Percent of Original List Price Received*	0.0%	98.3%	--	99.5%	98.6%	- 0.8%
Average Days on Market Until Sale	0	96	--	83	102	+ 23.4%
Inventory of Homes for Sale	14	12	- 14.3%	--	--	--
Months Supply of Inventory	5.0	3.8	- 25.6%	--	--	--

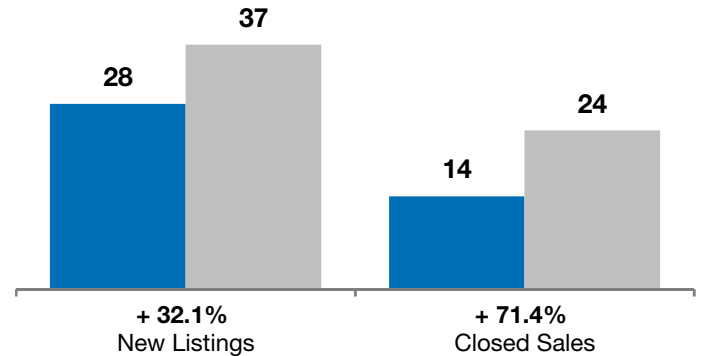
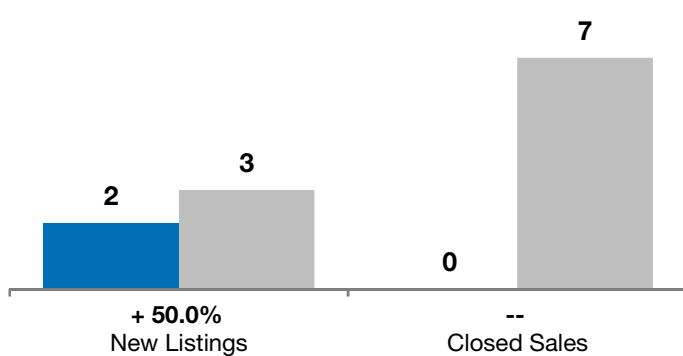
* Does not account for list prices from any previous listing contracts or seller concessions. | Activity for one month can sometimes look extreme due to small sample size.

September

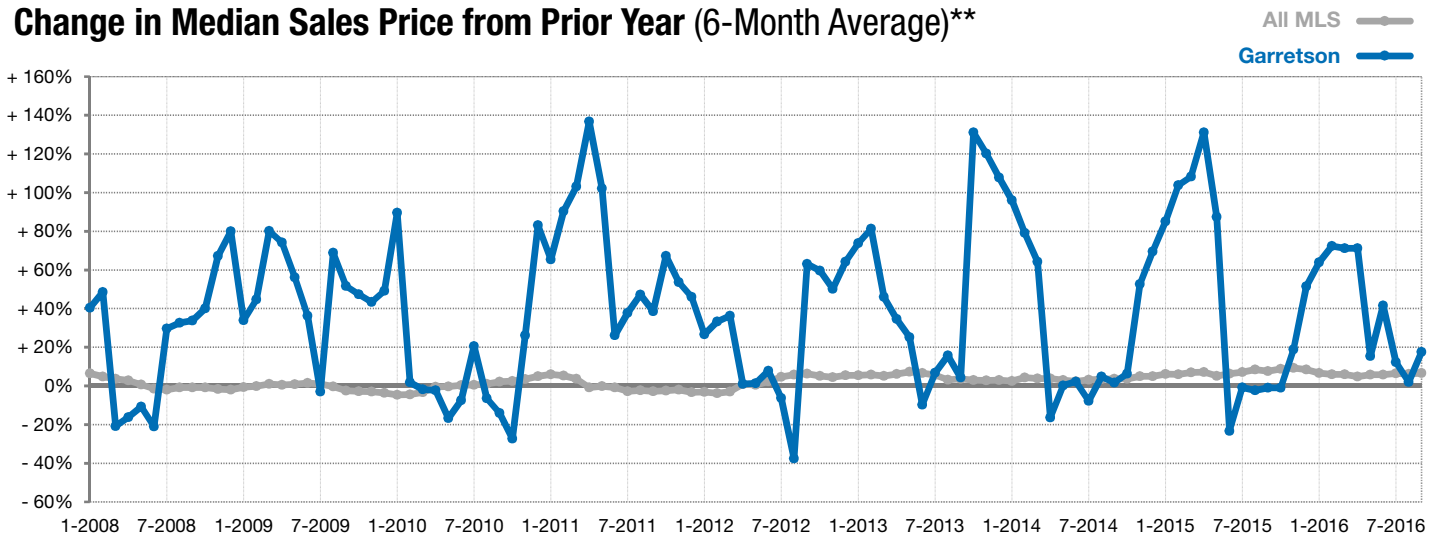
■ 2015 ■ 2016

Year to Date

■ 2015 ■ 2016



Change in Median Sales Price from Prior Year (6-Month Average)**



** Each dot represents the change in median sales price from the prior year using a 6-month weighted average. This means that each of the 6 months used in a dot are proportioned according to their share of sales during that period. | Current as of October 5, 2016. All data from RASE Multiple Listing Service. | Powered by ShowingTime 10K.