

Local Market Update – September 2016

A RESEARCH TOOL PROVIDED BY THE REALTOR® ASSOCIATION OF THE SIOUX EMPIRE, INC.



Worthing

- 25.0%

Change in
New Listings

- 75.0%

Change in
Closed Sales

+ 13.3%

Change in
Median Sales Price

Lincoln County, SD

September

Year to Date

	2015	2016	+ / -	2015	2016	+ / -
New Listings	4	3	- 25.0%	28	27	- 3.6%
Closed Sales	4	1	- 75.0%	20	19	- 5.0%
Median Sales Price*	\$141,200	\$160,000	+ 13.3%	\$135,450	\$152,950	+ 12.9%
Average Sales Price*	\$141,825	\$160,000	+ 12.8%	\$134,395	\$160,975	+ 19.8%
Percent of Original List Price Received*	99.7%	97.0%	- 2.7%	98.8%	97.4%	- 1.4%
Average Days on Market Until Sale	53	30	- 43.1%	81	86	+ 5.7%
Inventory of Homes for Sale	13	9	- 30.8%	--	--	--
Months Supply of Inventory	5.5	3.6	- 34.5%	--	--	--

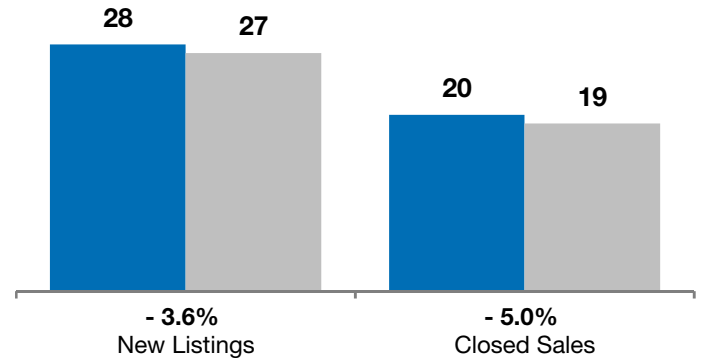
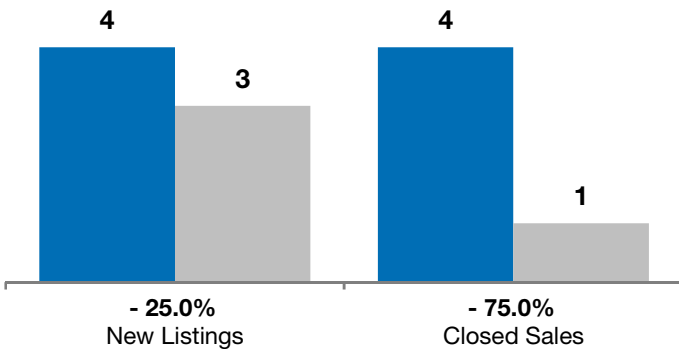
* Does not account for list prices from any previous listing contracts or seller concessions. | Activity for one month can sometimes look extreme due to small sample size.

September

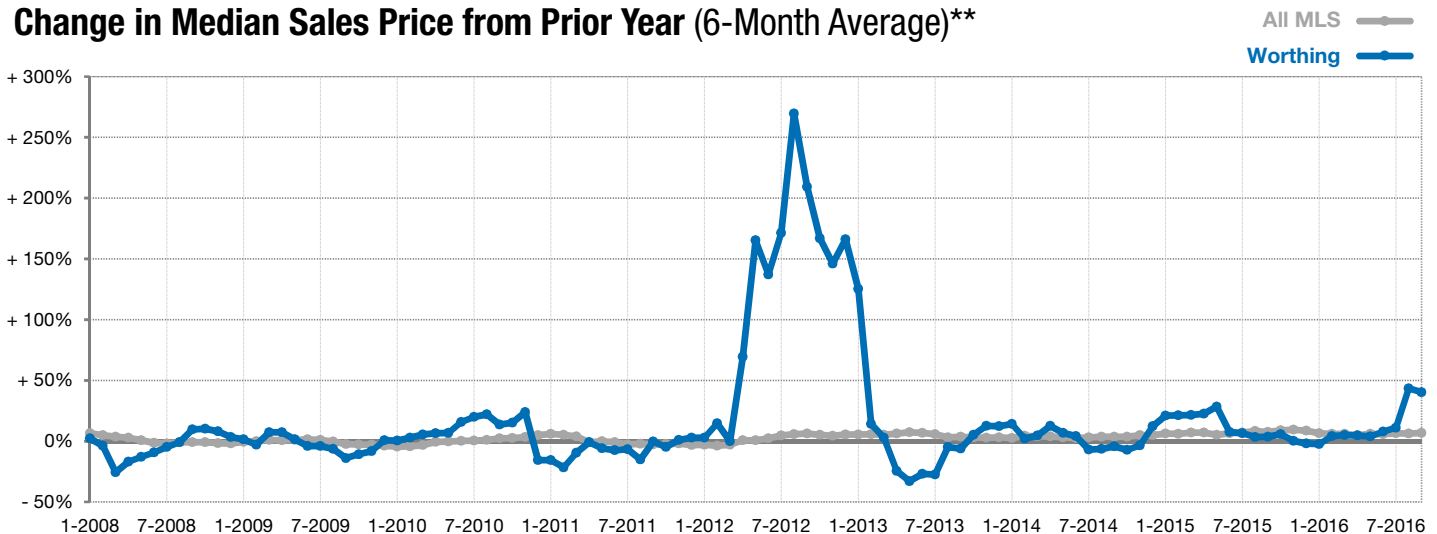
■ 2015 ■ 2016

Year to Date

■ 2015 ■ 2016



Change in Median Sales Price from Prior Year (6-Month Average)**



** Each dot represents the change in median sales price from the prior year using a 6-month weighted average. This means that each of the 6 months used in a dot are proportioned according to their share of sales during that period. | Current as of October 5, 2016. All data from RASE Multiple Listing Service. | Powered by ShowingTime 10K.