

Local Market Update – December 2016

A RESEARCH TOOL PROVIDED BY THE REALTOR® ASSOCIATION OF THE SIOUX EMPIRE, INC.



Baltic

Minnehaha County, SD

- 66.7%

Change in
New Listings

0.0%

Change in
Closed Sales

- 7.5%

Change in
Median Sales Price

December

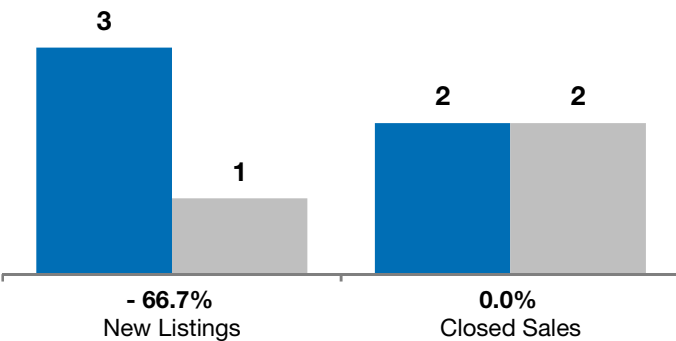
Year to Date

	2015	2016	+ / -	2015	2016	+ / -
New Listings	3	1	- 66.7%	39	34	- 12.8%
Closed Sales	2	2	0.0%	29	33	+ 13.8%
Median Sales Price*	\$124,975	\$115,625	- 7.5%	\$147,000	\$159,000	+ 8.2%
Average Sales Price*	\$124,975	\$115,625	- 7.5%	\$158,596	\$167,553	+ 5.6%
Percent of Original List Price Received*	93.0%	100.3%	+ 7.9%	98.5%	98.1%	- 0.4%
Average Days on Market Until Sale	91	95	+ 3.8%	76	79	+ 4.3%
Inventory of Homes for Sale	9	2	- 77.8%	--	--	--
Months Supply of Inventory	3.7	0.7	- 82.1%	--	--	--

* Does not account for list prices from any previous listing contracts or seller concessions. | Activity for one month can sometimes look extreme due to small sample size.

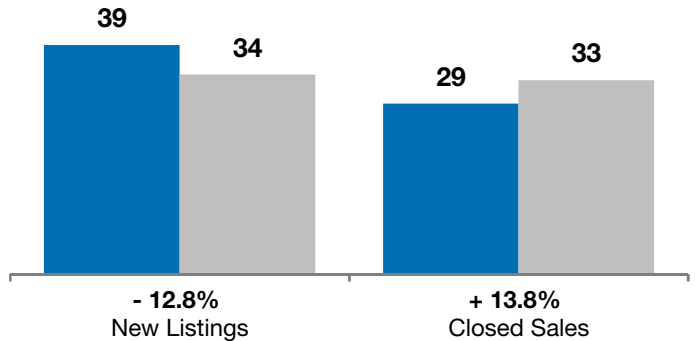
December

■ 2015 ■ 2016

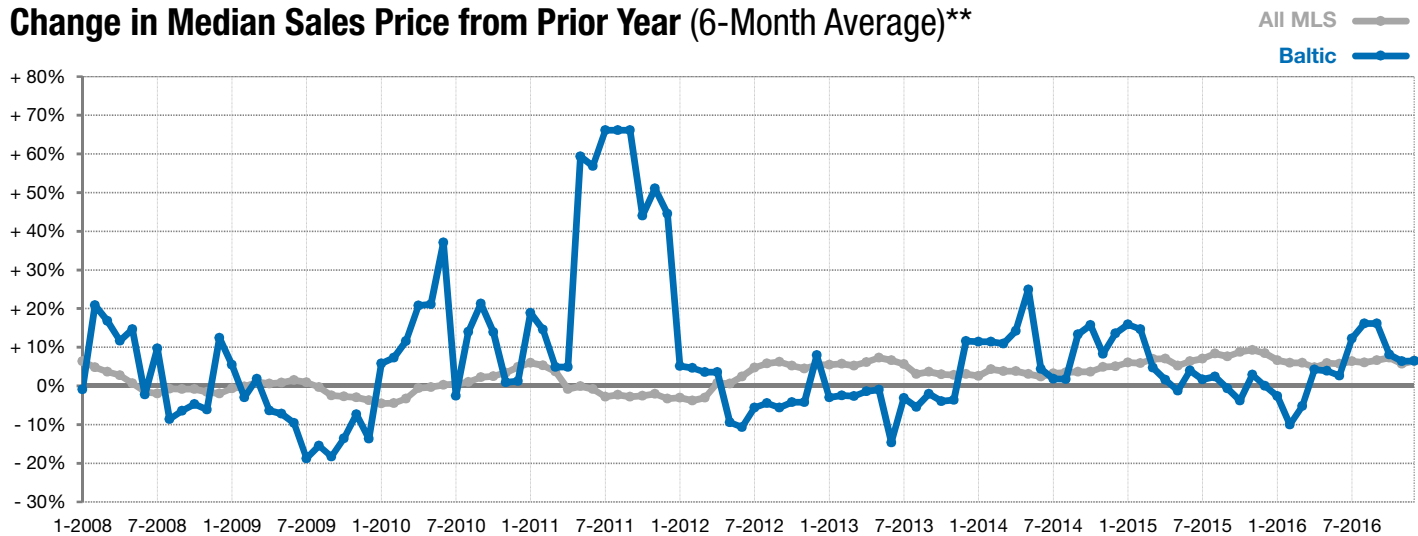


Year to Date

■ 2015 ■ 2016



Change in Median Sales Price from Prior Year (6-Month Average)**



** Each dot represents the change in median sales price from the prior year using a 6-month weighted average. This means that each of the 6 months used in a dot are proportioned according to their share of sales during that period. | Current as of January 4, 2017. All data from RASE Multiple Listing Service. | Powered by ShowingTime 10K.