

Local Market Update – December 2016

A RESEARCH TOOL PROVIDED BY THE REALTOR® ASSOCIATION OF THE SIOUX EMPIRE, INC.



Canton

Lincoln County, SD

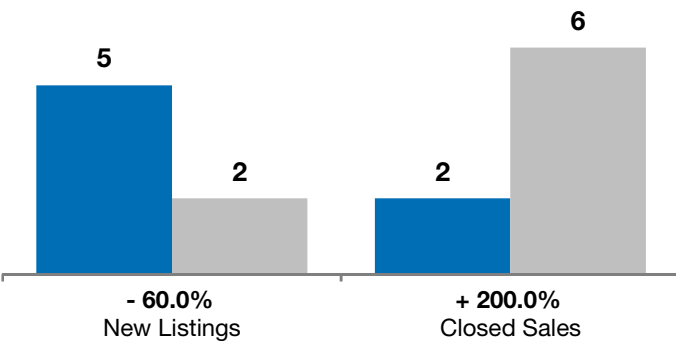
- 60.0% **+ 200.0%** **+ 10.9%**
 Change in New Listings Change in Closed Sales Change in Median Sales Price

	December			Year to Date		
	2015	2016	+ / -	2015	2016	+ / -
New Listings	5	2	- 60.0%	79	76	- 3.8%
Closed Sales	2	6	+ 200.0%	60	49	- 18.3%
Median Sales Price*	\$147,000	\$163,000	+ 10.9%	\$146,250	\$145,000	- 0.9%
Average Sales Price*	\$147,000	\$194,750	+ 32.5%	\$175,247	\$160,768	- 8.3%
Percent of Original List Price Received*	98.9%	99.6%	+ 0.7%	97.9%	98.1%	+ 0.2%
Average Days on Market Until Sale	163	121	- 25.3%	111	99	- 11.4%
Inventory of Homes for Sale	17	16	- 5.9%	--	--	--
Months Supply of Inventory	3.4	3.8	+ 12.9%	--	--	--

* Does not account for list prices from any previous listing contracts or seller concessions. | Activity for one month can sometimes look extreme due to small sample size.

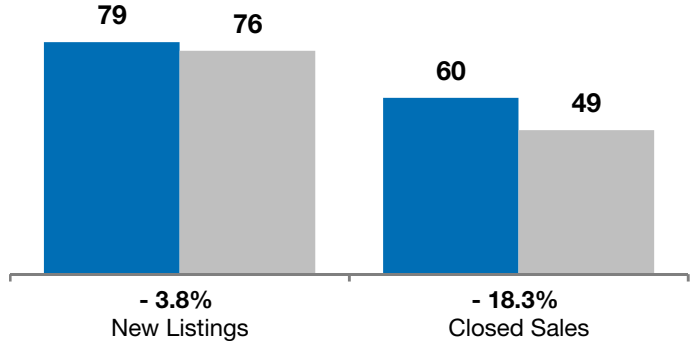
December

■ 2015 ■ 2016

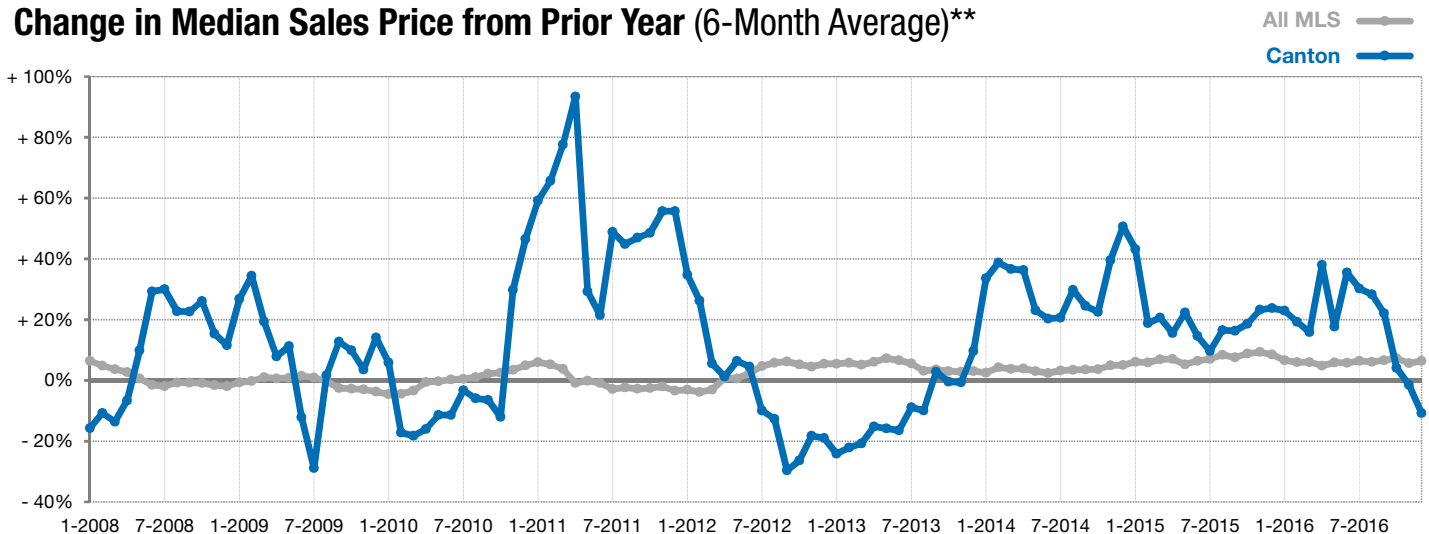


Year to Date

■ 2015 ■ 2016



Change in Median Sales Price from Prior Year (6-Month Average)**



** Each dot represents the change in median sales price from the prior year using a 6-month weighted average. This means that each of the 6 months used in a dot are proportioned according to their share of sales during that period. | Current as of January 4, 2017. All data from RASE Multiple Listing Service. | Powered by ShowingTime 10K.