

Local Market Update – January 2017

A RESEARCH TOOL PROVIDED BY THE REALTOR® ASSOCIATION OF THE SIOUX EMPIRE, INC.



Worthing

Lincoln County, SD

--

0.0%

+ 4.0%

Change in
New Listings

Change in
Closed Sales

Change in
Median Sales Price

January

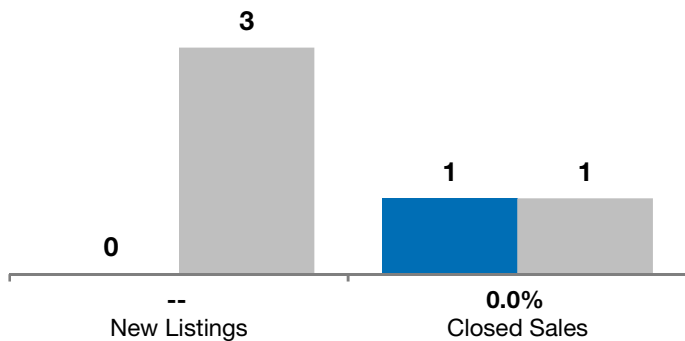
Year to Date

	2016	2017	+ / -	2016	2017	+ / -
New Listings	0	3	--	0	3	--
Closed Sales	1	1	0.0%	1	1	0.0%
Median Sales Price*	\$138,000	\$143,500	+ 4.0%	\$138,000	\$143,500	+ 4.0%
Average Sales Price*	\$138,000	\$143,500	+ 4.0%	\$138,000	\$143,500	+ 4.0%
Percent of Original List Price Received*	98.6%	95.7%	- 2.9%	98.6%	95.7%	- 2.9%
Average Days on Market Until Sale	80	145	+ 81.3%	80	145	+ 81.3%
Inventory of Homes for Sale	6	6	0.0%	--	--	--
Months Supply of Inventory	2.8	2.3	- 16.7%	--	--	--

* Does not account for list prices from any previous listing contracts or seller concessions. | Activity for one month can sometimes look extreme due to small sample size.

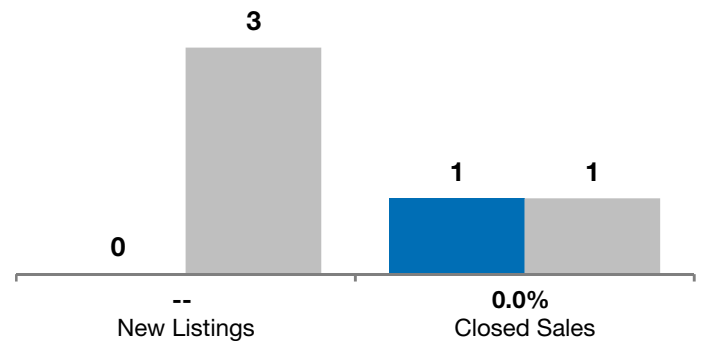
January

■ 2016 ■ 2017

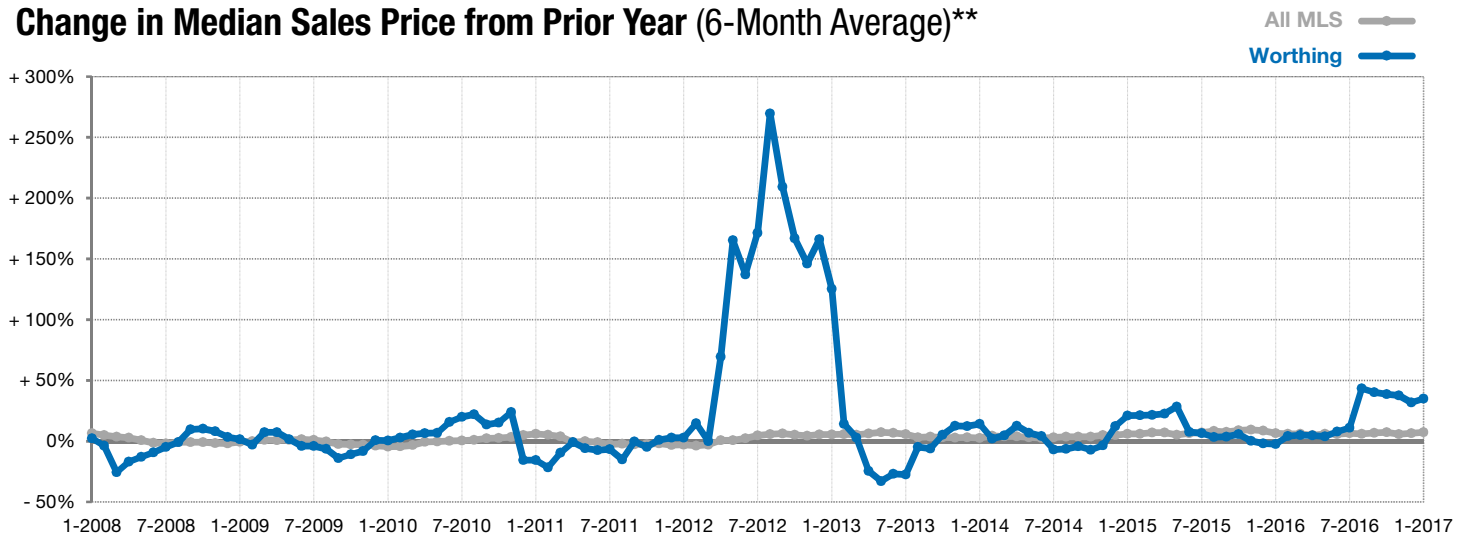


Year to Date

■ 2016 ■ 2017



Change in Median Sales Price from Prior Year (6-Month Average)**



** Each dot represents the change in median sales price from the prior year using a 6-month weighted average. This means that each of the 6 months used in a dot are proportioned according to their share of sales during that period. | Current as of February 3, 2017. All data from RASE Multiple Listing Service. | Powered by ShowingTime 10K.