

Local Market Update – February 2017

A RESEARCH TOOL PROVIDED BY THE REALTOR® ASSOCIATION OF THE SIOUX EMPIRE, INC.



Worthing

- 66.7%

Change in
New Listings

- 50.0%

Change in
Closed Sales

+ 1.0%

Change in
Median Sales Price

Lincoln County, SD

February

Year to Date

	2016	2017	+ / -	2016	2017	+ / -
New Listings	3	1	- 66.7%	3	5	+ 66.7%
Closed Sales	2	1	- 50.0%	3	3	0.0%
Median Sales Price*	\$148,500	\$150,000	+ 1.0%	\$143,250	\$143,500	+ 0.2%
Average Sales Price*	\$148,500	\$150,000	+ 1.0%	\$143,250	\$143,333	+ 0.1%
Percent of Original List Price Received*	95.9%	98.7%	+ 2.9%	97.2%	97.5%	+ 0.3%
Average Days on Market Until Sale	74	145	+ 95.9%	76	159	+ 109.2%
Inventory of Homes for Sale	6	5	- 16.7%	--	--	--
Months Supply of Inventory	2.7	1.9	- 30.6%	--	--	--

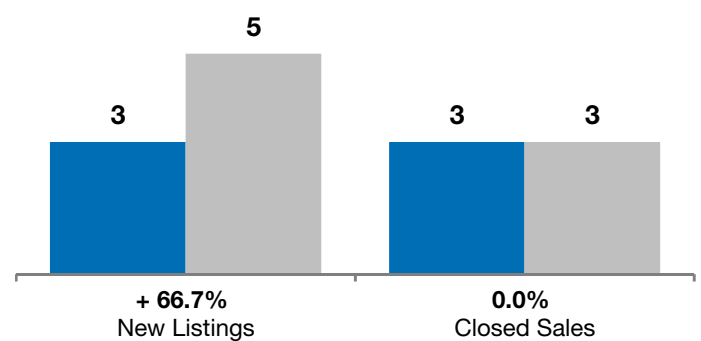
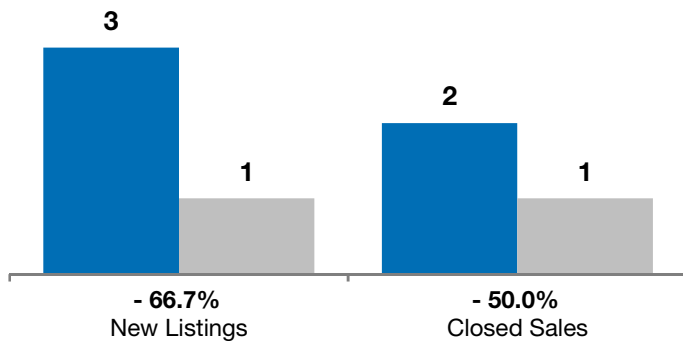
* Does not account for list prices from any previous listing contracts or seller concessions. | Activity for one month can sometimes look extreme due to small sample size.

February

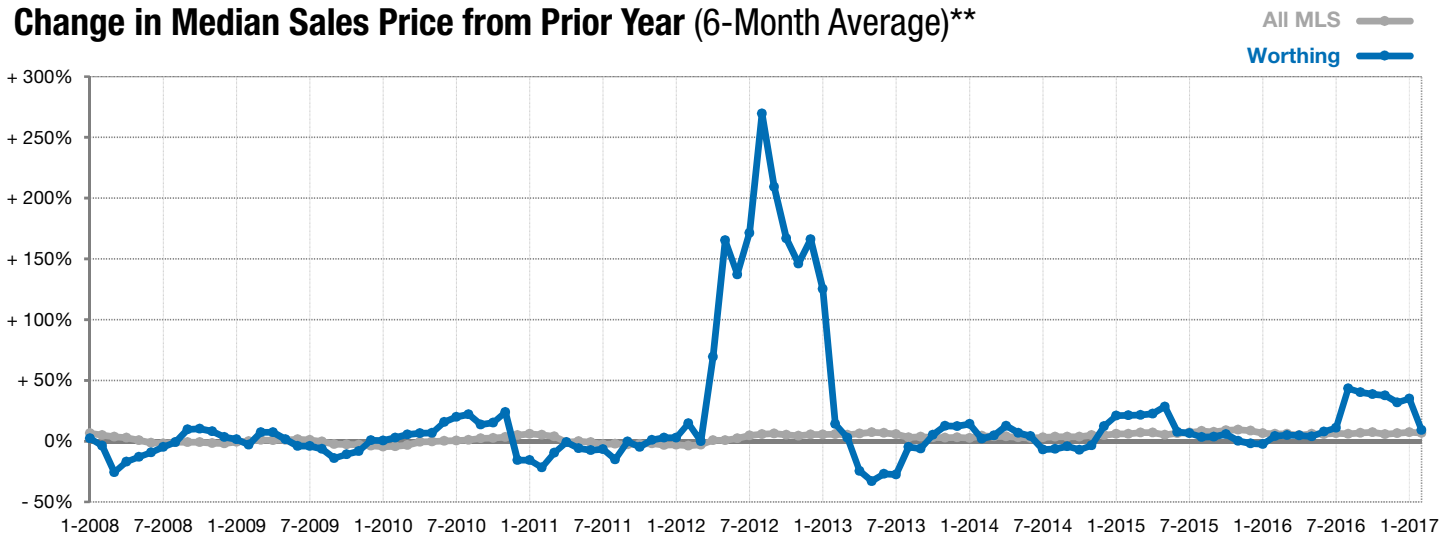
■ 2016 ■ 2017

Year to Date

■ 2016 ■ 2017



Change in Median Sales Price from Prior Year (6-Month Average)**



** Each dot represents the change in median sales price from the prior year using a 6-month weighted average. This means that each of the 6 months used in a dot are proportioned according to their share of sales during that period. | Current as of March 3, 2017. All data from RASE Multiple Listing Service. | Powered by ShowingTime 10K.