

Local Market Update – May 2017

A RESEARCH TOOL PROVIDED BY THE REALTOR® ASSOCIATION OF THE SIOUX EMPIRE, INC.



Canton

Lincoln County, SD

0.0%

Change in
New Listings

+ 166.7%

Change in
Closed Sales

- 24.0%

Change in
Median Sales Price

May

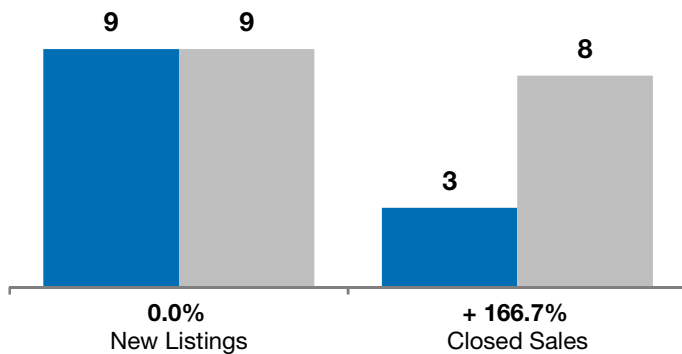
Year to Date

	2016	2017	+ / -	2016	2017	+ / -
New Listings	9	9	0.0%	33	36	+ 9.1%
Closed Sales	3	8	+ 166.7%	13	25	+ 92.3%
Median Sales Price*	\$235,800	\$179,250	- 24.0%	\$109,900	\$154,000	+ 40.1%
Average Sales Price*	\$244,933	\$192,550	- 21.4%	\$141,508	\$179,524	+ 26.9%
Percent of Original List Price Received*	96.5%	101.7%	+ 5.4%	97.4%	99.2%	+ 1.8%
Average Days on Market Until Sale	76	94	+ 23.5%	87	124	+ 42.3%
Inventory of Homes for Sale	25	16	- 36.0%	--	--	--
Months Supply of Inventory	5.7	3.0	- 47.0%	--	--	--

* Does not account for list prices from any previous listing contracts or seller concessions. | Activity for one month can sometimes look extreme due to small sample size.

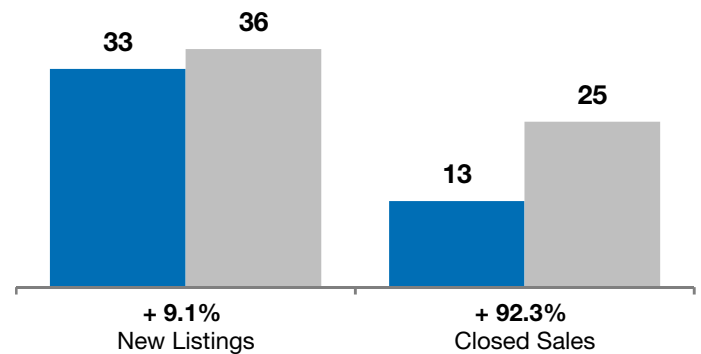
May

■ 2016 ■ 2017

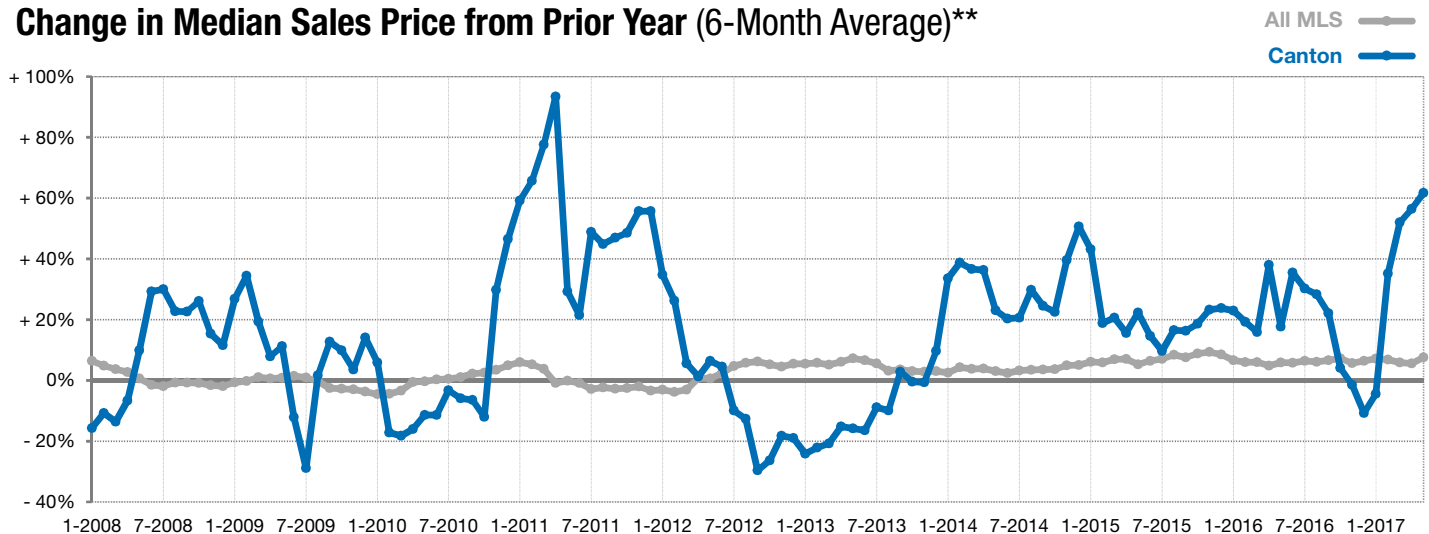


Year to Date

■ 2016 ■ 2017



Change in Median Sales Price from Prior Year (6-Month Average)**



** Each dot represents the change in median sales price from the prior year using a 6-month weighted average. This means that each of the 6 months used in a dot are proportioned according to their share of sales during that period. | Current as of June 5, 2017. All data from RASE Multiple Listing Service. | Powered by ShowingTime 10K.