

Local Market Update – June 2017

A RESEARCH TOOL PROVIDED BY THE REALTOR® ASSOCIATION OF THE SIOUX EMPIRE, INC.



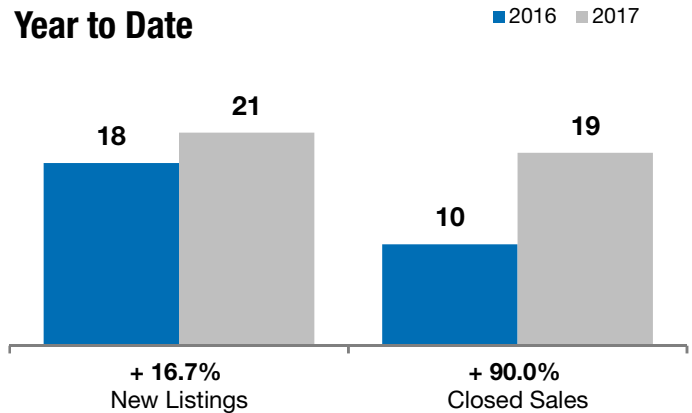
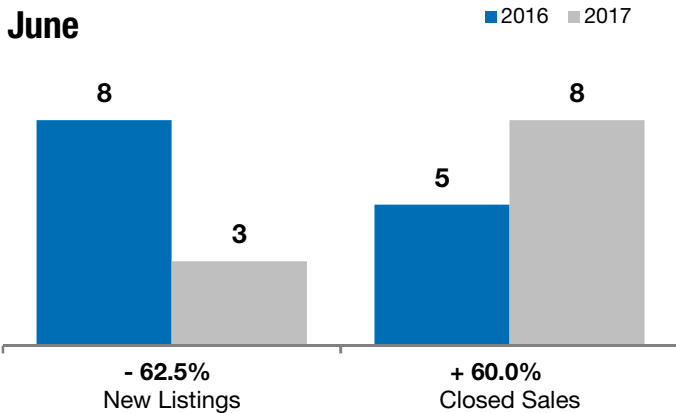
Worthing

Lincoln County, SD

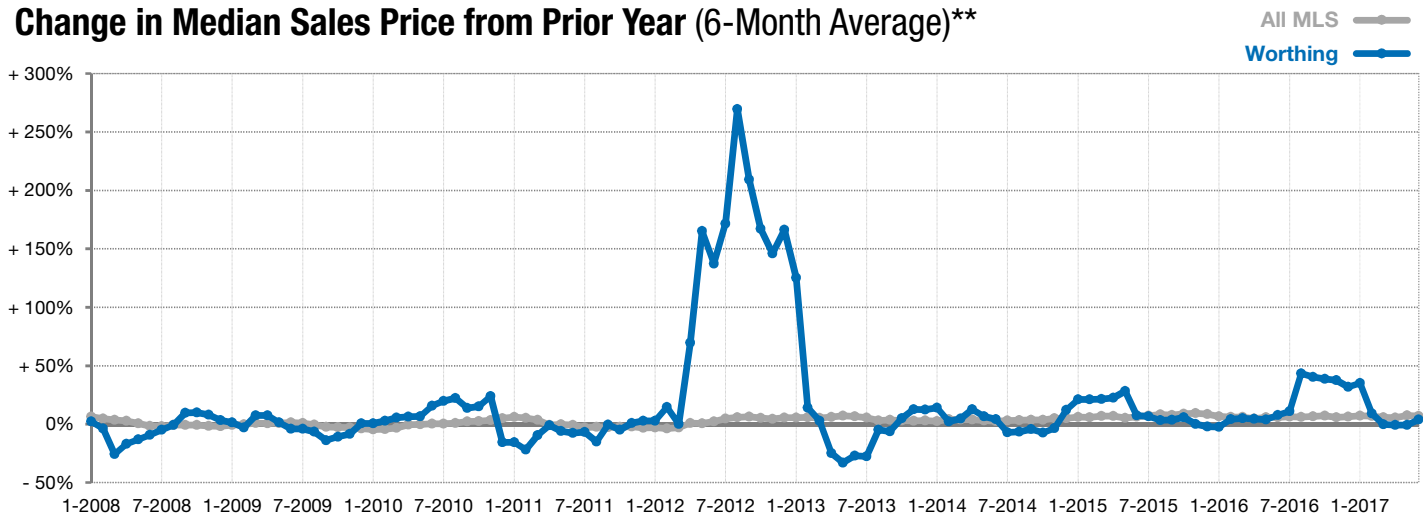
- 62.5% **+ 60.0%** **+ 13.3%**
 Change in New Listings Change in Closed Sales Change in Median Sales Price

	June			Year to Date		
	2016	2017	+ / -	2016	2017	+ / -
New Listings	8	3	- 62.5%	18	21	+ 16.7%
Closed Sales	5	8	+ 60.0%	10	19	+ 90.0%
Median Sales Price*	\$150,000	\$170,000	+ 13.3%	\$148,500	\$160,000	+ 7.7%
Average Sales Price*	\$132,620	\$171,188	+ 29.1%	\$132,206	\$154,405	+ 16.8%
Percent of Original List Price Received*	98.6%	101.0%	+ 2.5%	97.5%	99.6%	+ 2.2%
Average Days on Market Until Sale	85	47	- 45.0%	84	90	+ 7.0%
Inventory of Homes for Sale	13	6	- 53.8%	--	--	--
Months Supply of Inventory	5.4	1.9	- 65.2%	--	--	--

* Does not account for list prices from any previous listing contracts or seller concessions. | Activity for one month can sometimes look extreme due to small sample size.



Change in Median Sales Price from Prior Year (6-Month Average)**



** Each dot represents the change in median sales price from the prior year using a 6-month weighted average. This means that each of the 6 months used in a dot are proportioned according to their share of sales during that period. | Current as of July 6, 2017. All data from RASE Multiple Listing Service. | Powered by ShowingTime 10K.