

Local Market Update – October 2017

A RESEARCH TOOL PROVIDED BY THE REALTOR® ASSOCIATION OF THE SIOUX EMPIRE, INC.



Baltic

Minnehaha County, SD

-- **0.0%** **+ 20.6%**

Change in
New Listings

Change in
Closed Sales

Change in
Median Sales Price

October

Year to Date

	2016	2017	+ / -	2016	2017	+ / -
New Listings	0	1	--	33	35	+ 6.1%
Closed Sales	4	4	0.0%	31	24	- 22.6%
Median Sales Price*	\$147,500	\$177,950	+ 20.6%	\$160,000	\$174,450	+ 9.0%
Average Sales Price*	\$181,125	\$188,225	+ 3.9%	\$170,903	\$208,815	+ 22.2%
Percent of Original List Price Received*	96.3%	98.7%	+ 2.5%	98.0%	98.3%	+ 0.4%
Average Days on Market Until Sale	77	59	- 22.9%	78	63	- 19.0%
Inventory of Homes for Sale	4	7	+ 75.0%	--	--	--
Months Supply of Inventory	1.4	2.3	+ 70.1%	--	--	--

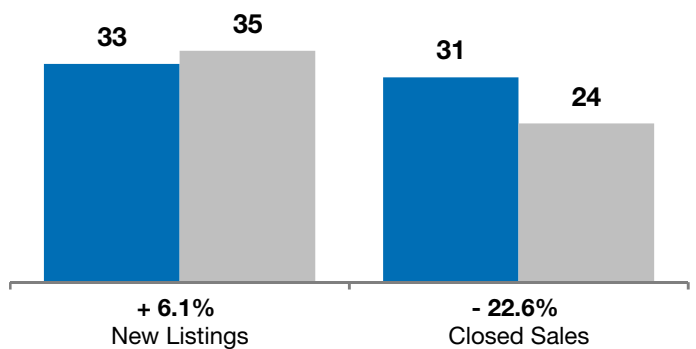
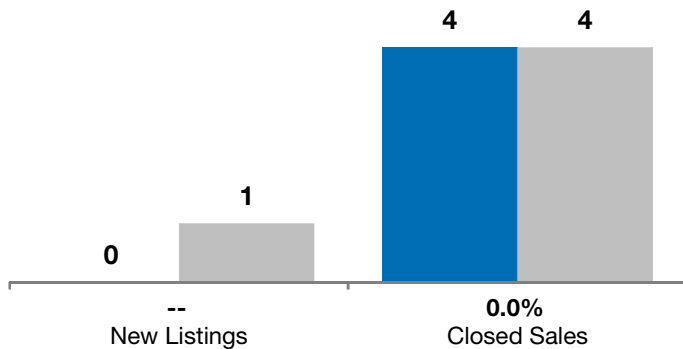
* Does not account for list prices from any previous listing contracts or seller concessions. | Activity for one month can sometimes look extreme due to small sample size.

October

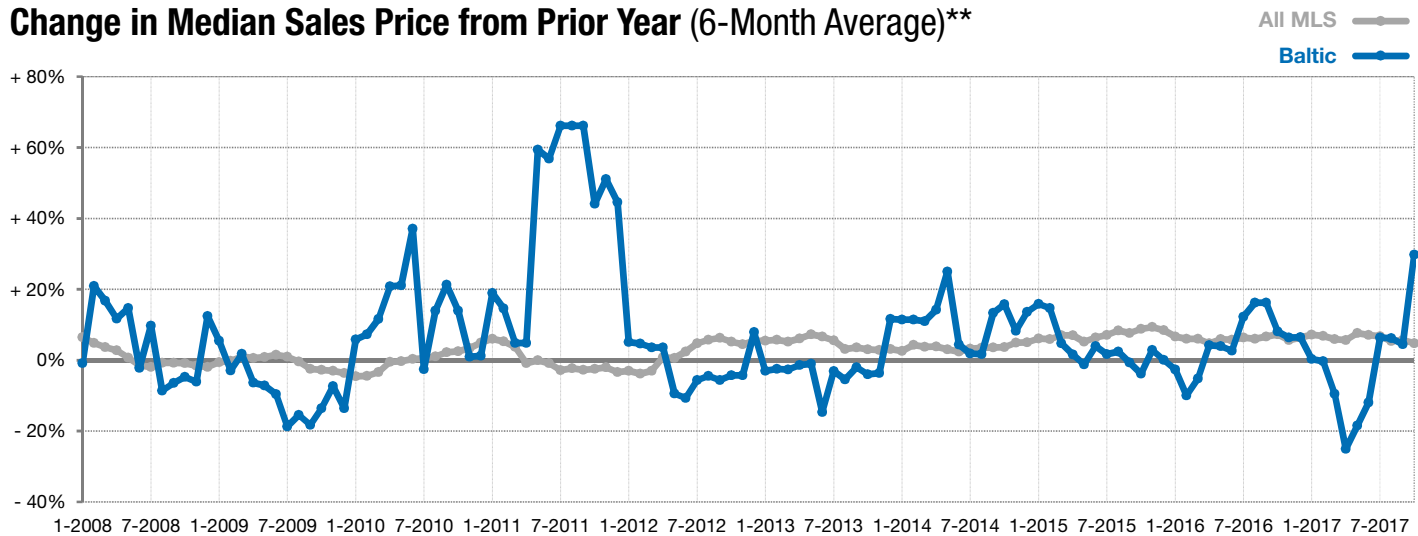
■ 2016 ■ 2017

Year to Date

■ 2016 ■ 2017



Change in Median Sales Price from Prior Year (6-Month Average)**



** Each dot represents the change in median sales price from the prior year using a 6-month weighted average. This means that each of the 6 months used in a dot are proportioned according to their share of sales during that period. | Current as of November 1, 2017. All data from RASE Multiple Listing Service. | Powered by ShowingTime 10K.