

Local Market Update – October 2017

A RESEARCH TOOL PROVIDED BY THE REALTOR® ASSOCIATION OF THE SIOUX EMPIRE, INC.



Worthing

Lincoln County, SD

-- - **33.3%** + **30.8%**

Change in
New Listings

Change in
Closed Sales

Change in
Median Sales Price

October

Year to Date

	2016	2017	+ / -	2016	2017	+ / -
New Listings	0	3	--	27	32	+ 18.5%
Closed Sales	3	2	- 33.3%	22	27	+ 22.7%
Median Sales Price*	\$128,000	\$167,450	+ 30.8%	\$152,250	\$163,500	+ 7.4%
Average Sales Price*	\$129,300	\$167,450	+ 29.5%	\$156,450	\$166,344	+ 6.3%
Percent of Original List Price Received*	100.0%	98.9%	- 1.1%	97.8%	99.6%	+ 1.9%
Average Days on Market Until Sale	69	55	- 20.3%	84	80	- 4.0%
Inventory of Homes for Sale	6	9	+ 50.0%	--	--	--
Months Supply of Inventory	2.5	3.2	+ 27.7%	--	--	--

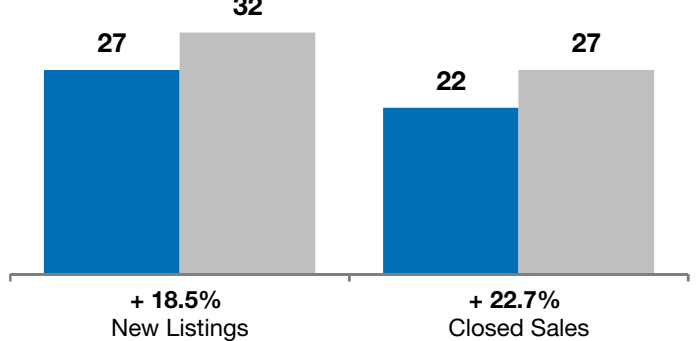
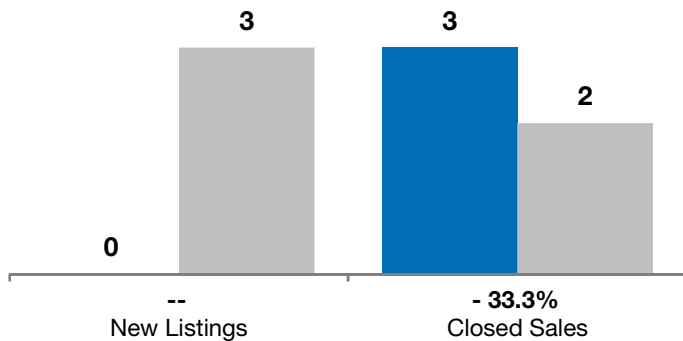
* Does not account for list prices from any previous listing contracts or seller concessions. | Activity for one month can sometimes look extreme due to small sample size.

October

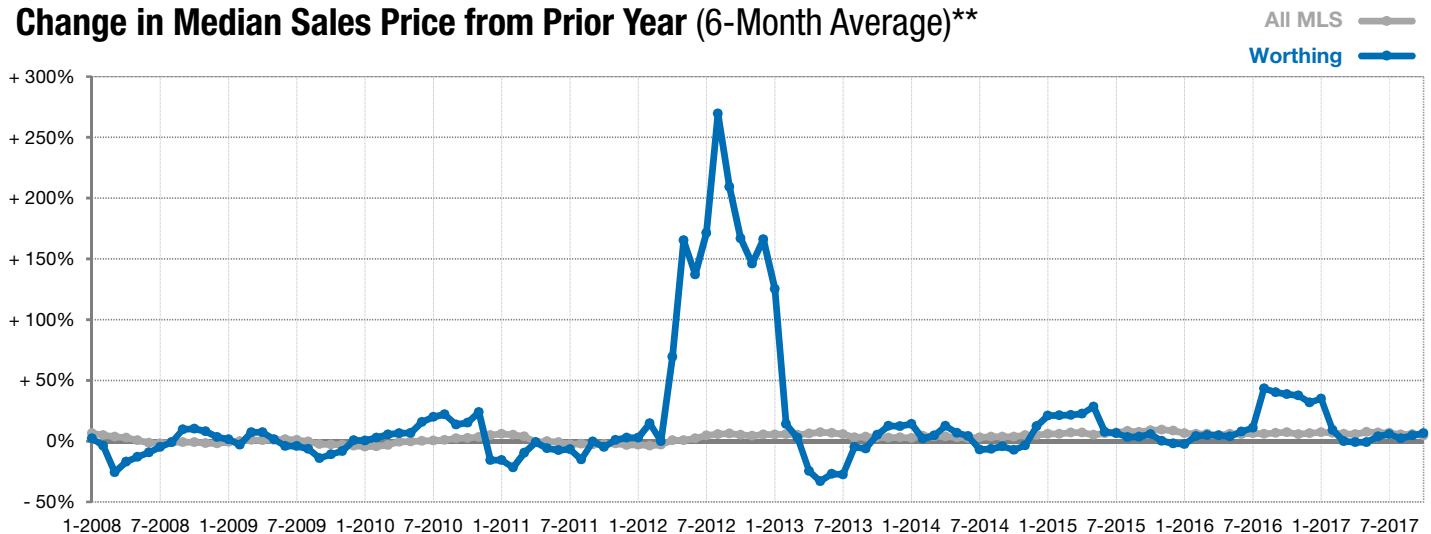
■ 2016 ■ 2017

Year to Date

■ 2016 ■ 2017



Change in Median Sales Price from Prior Year (6-Month Average)**



** Each dot represents the change in median sales price from the prior year using a 6-month weighted average. This means that each of the 6 months used in a dot are proportioned according to their share of sales during that period. | Current as of November 1, 2017. All data from RASE Multiple Listing Service. | Powered by ShowingTime 10K.