

Local Market Update – November 2017

A RESEARCH TOOL PROVIDED BY THE REALTOR® ASSOCIATION OF THE SIOUX EMPIRE, INC.



Baltic

Minnehaha County, SD

+ 100.0%

--

--

Change in
New Listings

Change in
Closed Sales

Change in
Median Sales Price

November

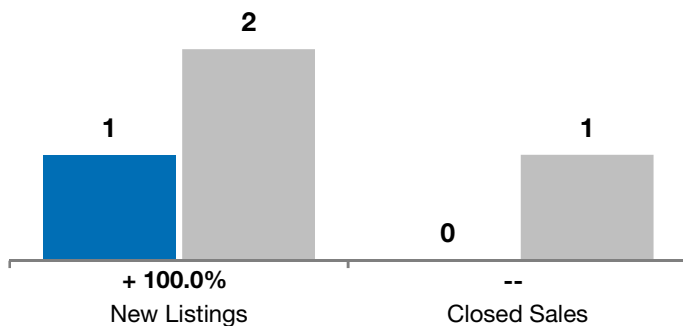
Year to Date

	2016	2017	+ / -	2016	2017	+ / -
New Listings	1	2	+ 100.0%	34	37	+ 8.8%
Closed Sales	0	1	--	31	26	- 16.1%
Median Sales Price*	\$0	\$99,574	--	\$160,000	\$172,450	+ 7.8%
Average Sales Price*	\$0	\$99,574	--	\$170,903	\$203,197	+ 18.9%
Percent of Original List Price Received*	0.0%	88.4%	--	98.0%	98.0%	- 0.0%
Average Days on Market Until Sale	0	27	--	78	62	- 21.0%
Inventory of Homes for Sale	5	5	0.0%	--	--	--
Months Supply of Inventory	1.7	1.8	+ 7.1%	--	--	--

* Does not account for list prices from any previous listing contracts or seller concessions. | Activity for one month can sometimes look extreme due to small sample size.

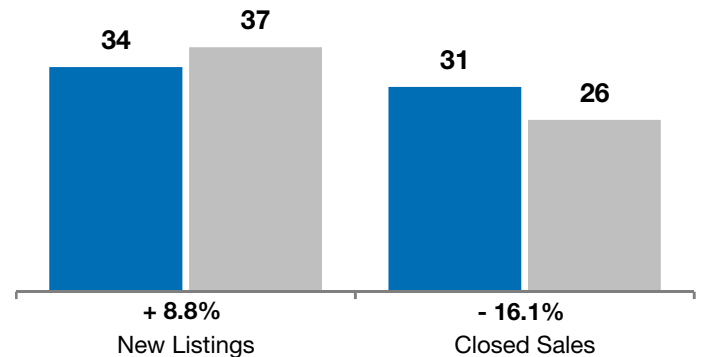
November

■ 2016 ■ 2017

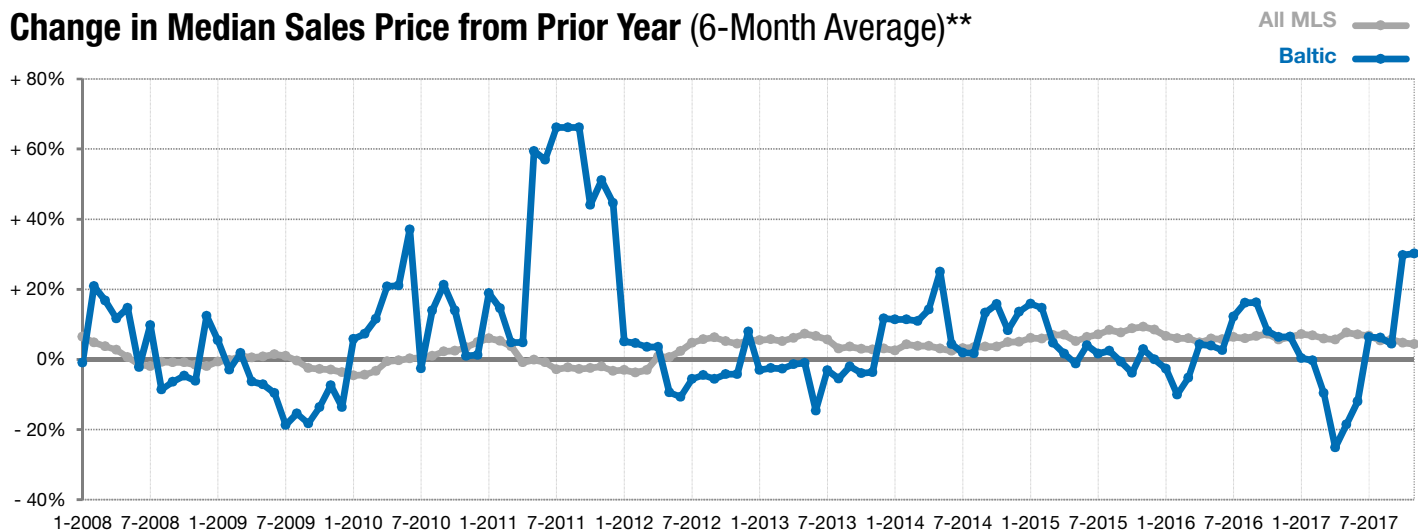


Year to Date

■ 2016 ■ 2017



Change in Median Sales Price from Prior Year (6-Month Average)**



** Each dot represents the change in median sales price from the prior year using a 6-month weighted average. This means that each of the 6 months used in a dot are proportioned according to their share of sales during that period.