

Local Market Update – December 2017

A RESEARCH TOOL PROVIDED BY THE REALTOR® ASSOCIATION OF THE SIOUX EMPIRE, INC.



Garretson

Minnehaha County, SD

- 33.3%

Change in
New Listings

- 60.0%

Change in
Closed Sales

+ 47.0%

Change in
Median Sales Price

December

Year to Date

	2016	2017	+ / -	2016	2017	+ / -
New Listings	3	2	- 33.3%	48	32	- 33.3%
Closed Sales	5	2	- 60.0%	38	24	- 36.8%
Median Sales Price*	\$209,000	\$307,150	+ 47.0%	\$161,700	\$152,500	- 5.7%
Average Sales Price*	\$211,000	\$307,150	+ 45.6%	\$212,863	\$183,950	- 13.6%
Percent of Original List Price Received*	96.9%	101.1%	+ 4.3%	98.9%	96.9%	- 2.0%
Average Days on Market Until Sale	61	131	+ 113.2%	91	89	- 2.1%
Inventory of Homes for Sale	7	4	- 42.9%	--	--	--
Months Supply of Inventory	2.0	1.8	- 13.1%	--	--	--

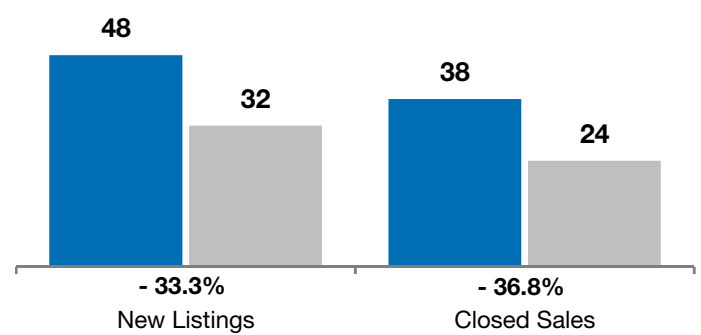
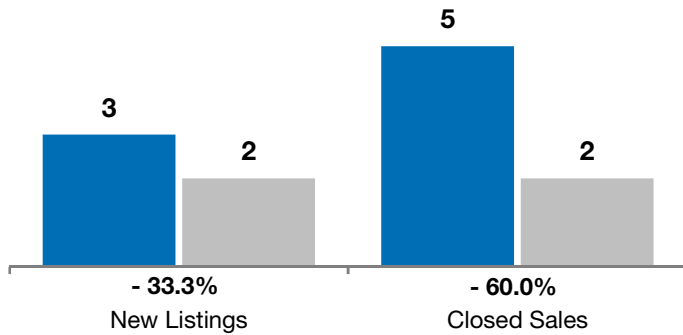
* Does not account for list prices from any previous listing contracts or seller concessions. | Activity for one month can sometimes look extreme due to small sample size.

December

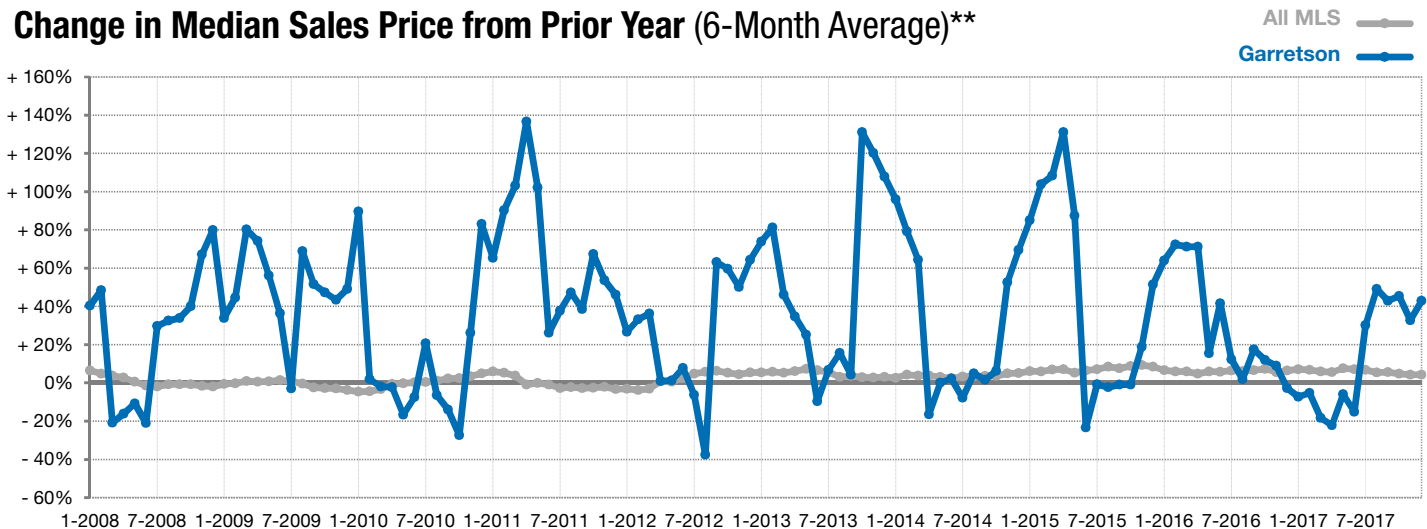
■ 2016 ■ 2017

Year to Date

■ 2016 ■ 2017



Change in Median Sales Price from Prior Year (6-Month Average)**



** Each dot represents the change in median sales price from the prior year using a 6-month weighted average. This means that each of the 6 months used in a dot are proportioned according to their share of sales during that period.