

Local Market Update – December 2017

A RESEARCH TOOL PROVIDED BY THE REALTOR® ASSOCIATION OF THE SIOUX EMPIRE, INC.



Worthing

Lincoln County, SD

-- - 66.7% - 4.7%

Change in
New Listings

Change in
Closed Sales

Change in
Median Sales Price

December

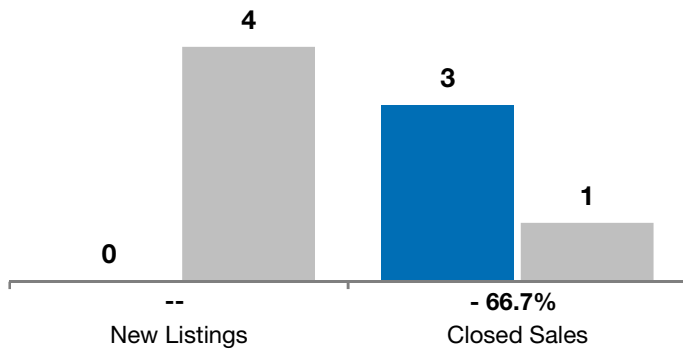
Year to Date

	2016	2017	+ / -	2016	2017	+ / -
New Listings	0	4	--	29	37	+ 27.6%
Closed Sales	3	1	- 66.7%	26	29	+ 11.5%
Median Sales Price*	\$157,450	\$150,000	- 4.7%	\$152,250	\$163,500	+ 7.4%
Average Sales Price*	\$178,983	\$150,000	- 16.2%	\$155,092	\$167,114	+ 7.8%
Percent of Original List Price Received*	98.0%	96.8%	- 1.2%	97.9%	99.5%	+ 1.7%
Average Days on Market Until Sale	58	53	- 9.1%	85	82	- 3.6%
Inventory of Homes for Sale	4	7	+ 75.0%	--	--	--
Months Supply of Inventory	1.5	2.7	+ 72.6%	--	--	--

* Does not account for list prices from any previous listing contracts or seller concessions. | Activity for one month can sometimes look extreme due to small sample size.

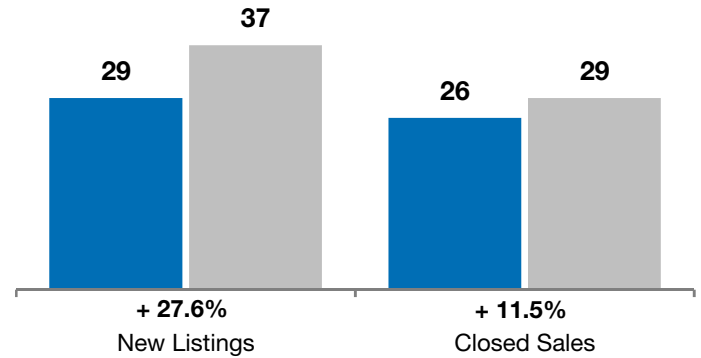
December

■ 2016 ■ 2017

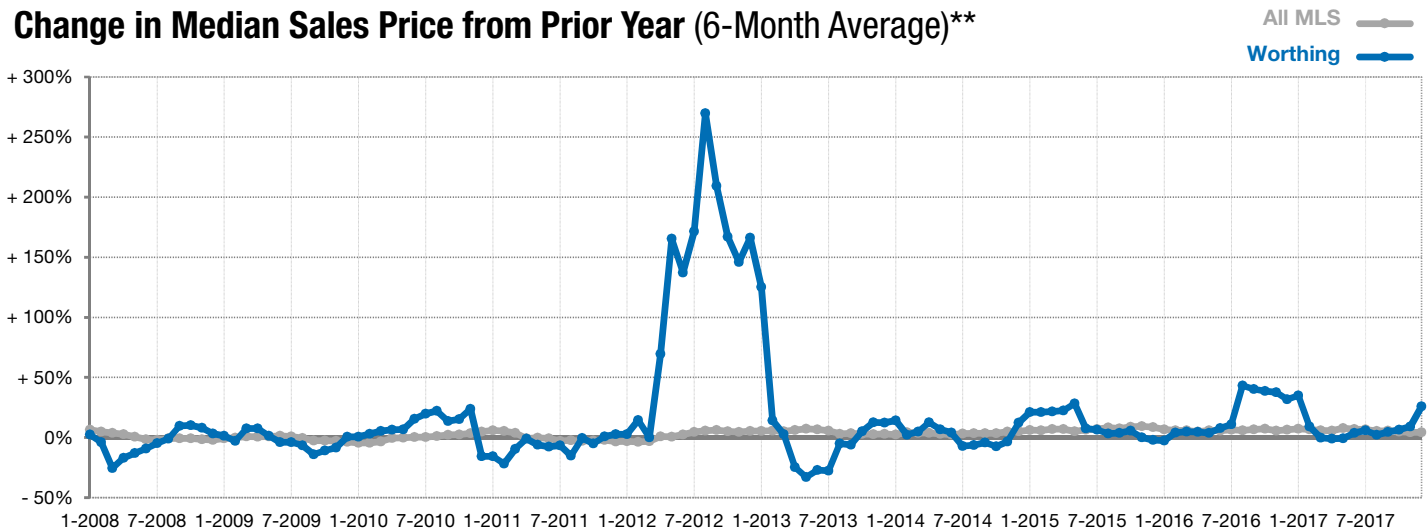


Year to Date

■ 2016 ■ 2017



Change in Median Sales Price from Prior Year (6-Month Average)**



** Each dot represents the change in median sales price from the prior year using a 6-month weighted average. This means that each of the 6 months used in a dot are proportioned according to their share of sales during that period.