

Local Market Update – January 2018

A RESEARCH TOOL PROVIDED BY THE REALTOR® ASSOCIATION OF THE SIOUX EMPIRE, INC.



Baltic

Minnehaha County, SD

- 50.0%

--

--

Change in
New Listings

Change in
Closed Sales

Change in
Median Sales Price

January

Year to Date

	2017	2018	+ / -	2017	2018	+ / -
New Listings	4	2	- 50.0%	4	2	- 50.0%
Closed Sales	0	0	--	0	0	--
Median Sales Price*	\$0	\$0	--	\$0	\$0	--
Average Sales Price*	\$0	\$0	--	\$0	\$0	--
Percent of Original List Price Received*	0.0%	0.0%	--	0.0%	0.0%	--
Average Days on Market Until Sale	0	0	--	0	0	--
Inventory of Homes for Sale	6	5	- 16.7%	--	--	--
Months Supply of Inventory	2.0	1.9	- 7.4%	--	--	--

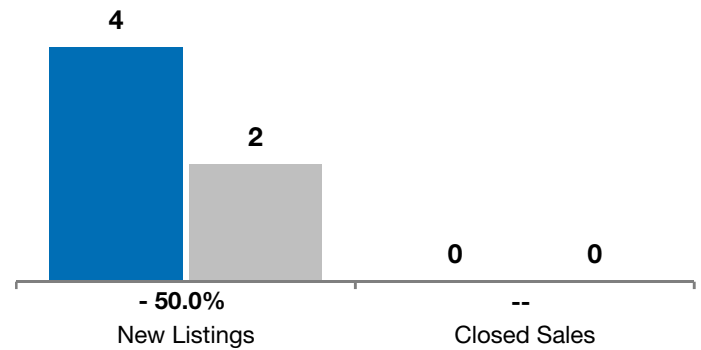
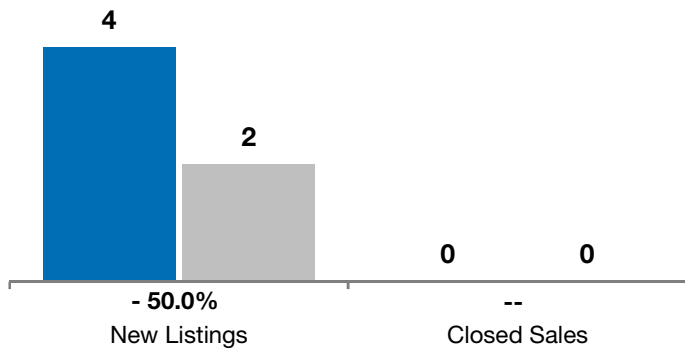
* Does not account for list prices from any previous listing contracts or seller concessions. | Activity for one month can sometimes look extreme due to small sample size.

January

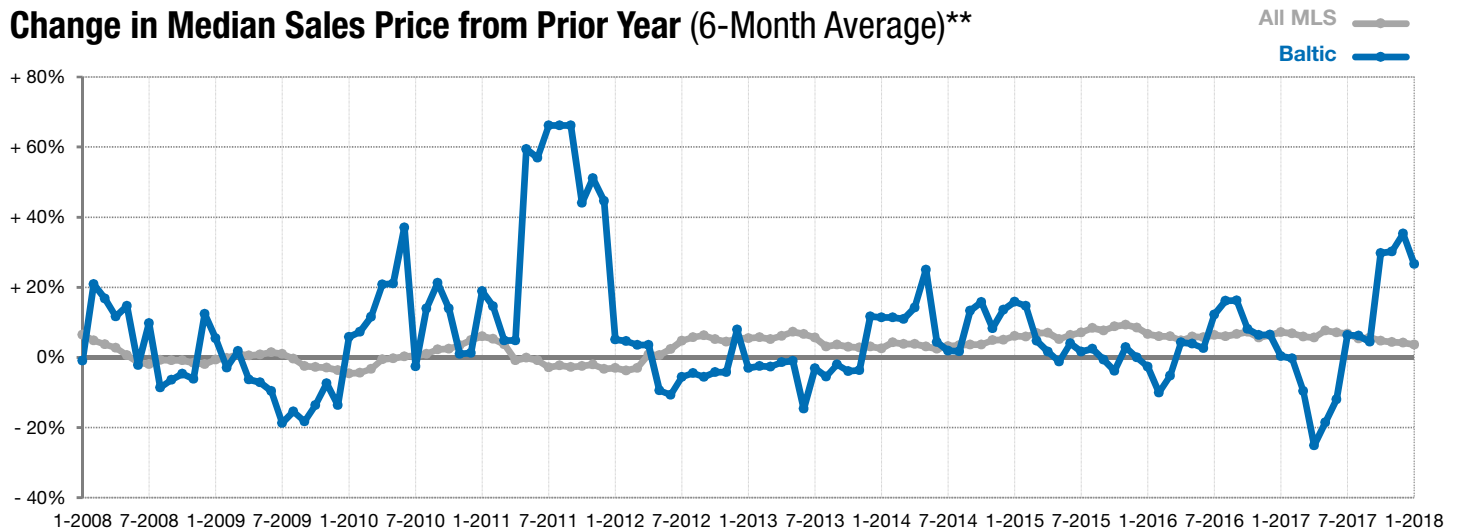
■ 2017 ■ 2018

Year to Date

■ 2017 ■ 2018



Change in Median Sales Price from Prior Year (6-Month Average)**



** Each dot represents the change in median sales price from the prior year using a 6-month weighted average. This means that each of the 6 months used in a dot are proportioned according to their share of sales during that period.