

Local Market Update – April 2018

A RESEARCH TOOL PROVIDED BY THE REALTOR® ASSOCIATION OF THE SIOUX EMPIRE, INC.



Baltic

Minnehaha County, SD

- 75.0%

Change in
New Listings

0.0%

Change in
Closed Sales

+ 27.5%

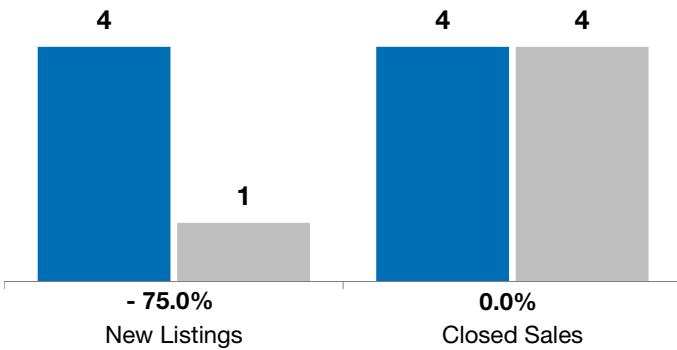
Change in
Median Sales Price

	April			Year to Date		
	2017	2018	+ / -	2017	2018	+ / -
New Listings	4	1	- 75.0%	17	11	- 35.3%
Closed Sales	4	4	0.0%	9	7	- 22.2%
Median Sales Price*	\$181,500	\$231,450	+ 27.5%	\$163,000	\$180,000	+ 10.4%
Average Sales Price*	\$242,500	\$323,950	+ 33.6%	\$195,378	\$254,900	+ 30.5%
Percent of Original List Price Received*	97.4%	99.6%	+ 2.2%	97.0%	99.1%	+ 2.2%
Average Days on Market Until Sale	44	67	+ 54.6%	59	60	+ 2.2%
Inventory of Homes for Sale	9	5	- 44.4%	--	--	--
Months Supply of Inventory	2.4	2.0	- 16.0%	--	--	--

* Does not account for list prices from any previous listing contracts or seller concessions. | Activity for one month can sometimes look extreme due to small sample size.

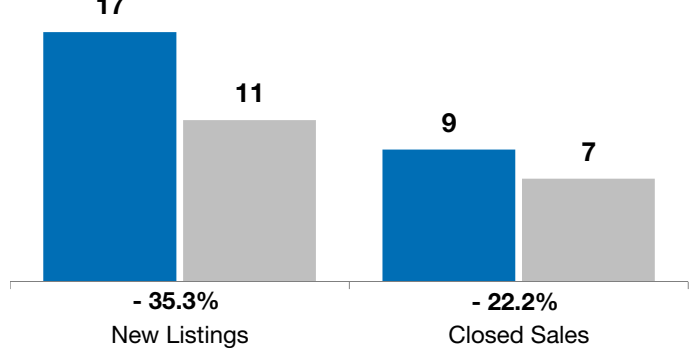
April

■ 2017 ■ 2018



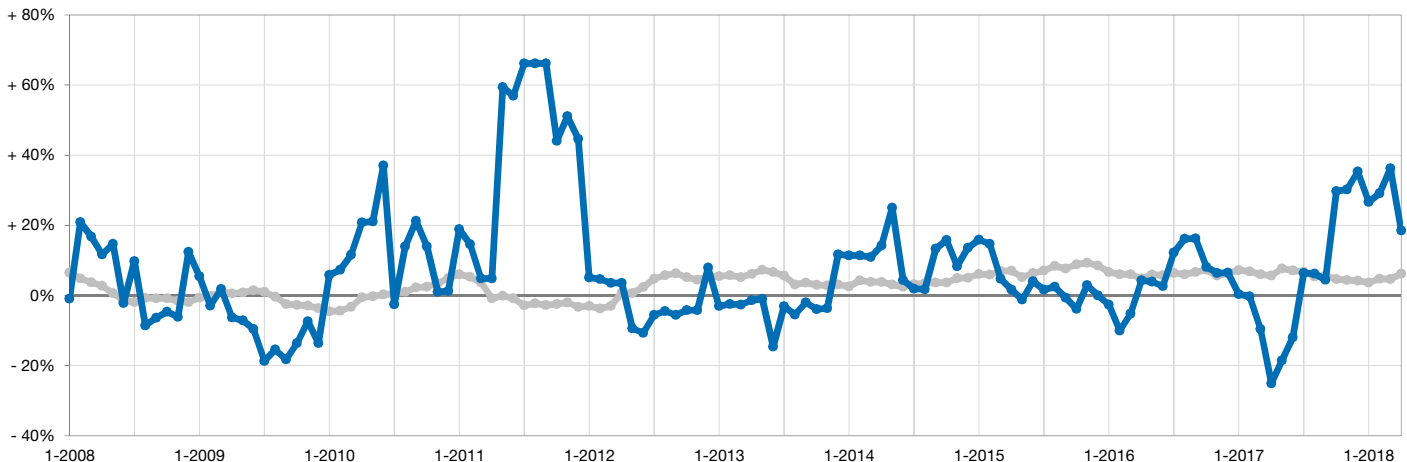
Year to Date

■ 2017 ■ 2018



Change in Median Sales Price from Prior Year (6-Month Average)**

All MLS —
Baltic —



** Each dot represents the change in median sales price from the prior year using a 6-month weighted average. This means that each of the 6 months used in a dot are proportioned according to their share of sales during that period.