

Local Market Update – July 2018

A RESEARCH TOOL PROVIDED BY THE REALTOR® ASSOCIATION OF THE SIOUX EMPIRE, INC.



Worthing

Lincoln County, SD

+ 100.0%

0.0%

+ 2.3%

Change in
New Listings

Change in
Closed Sales

Change in
Median Sales Price

	July			Year to Date		
	2017	2018	+ / -	2017	2018	+ / -
New Listings	3	6	+ 100.0%	24	17	- 29.2%
Closed Sales	2	2	0.0%	21	11	- 47.6%
Median Sales Price*	\$168,950	\$172,800	+ 2.3%	\$162,000	\$170,000	+ 4.9%
Average Sales Price*	\$168,950	\$172,800	+ 2.3%	\$155,790	\$166,591	+ 6.9%
Percent of Original List Price Received*	101.5%	110.9%	+ 9.3%	99.8%	101.2%	+ 1.4%
Average Days on Market Until Sale	43	26	- 40.0%	86	82	- 3.6%
Inventory of Homes for Sale	7	6	- 14.3%	--	--	--
Months Supply of Inventory	2.2	3.0	+ 36.4%	--	--	--

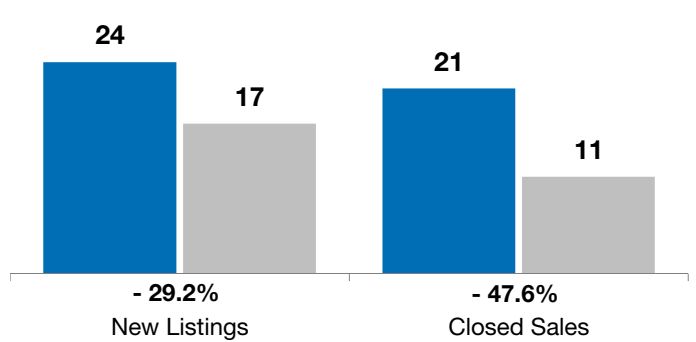
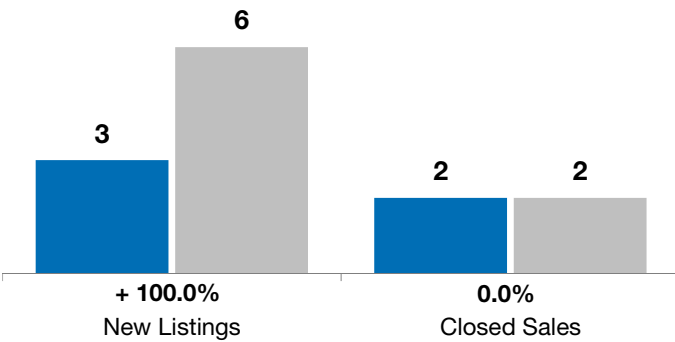
* Does not account for list prices from any previous listing contracts or seller concessions. | Activity for one month can sometimes look extreme due to small sample size.

July

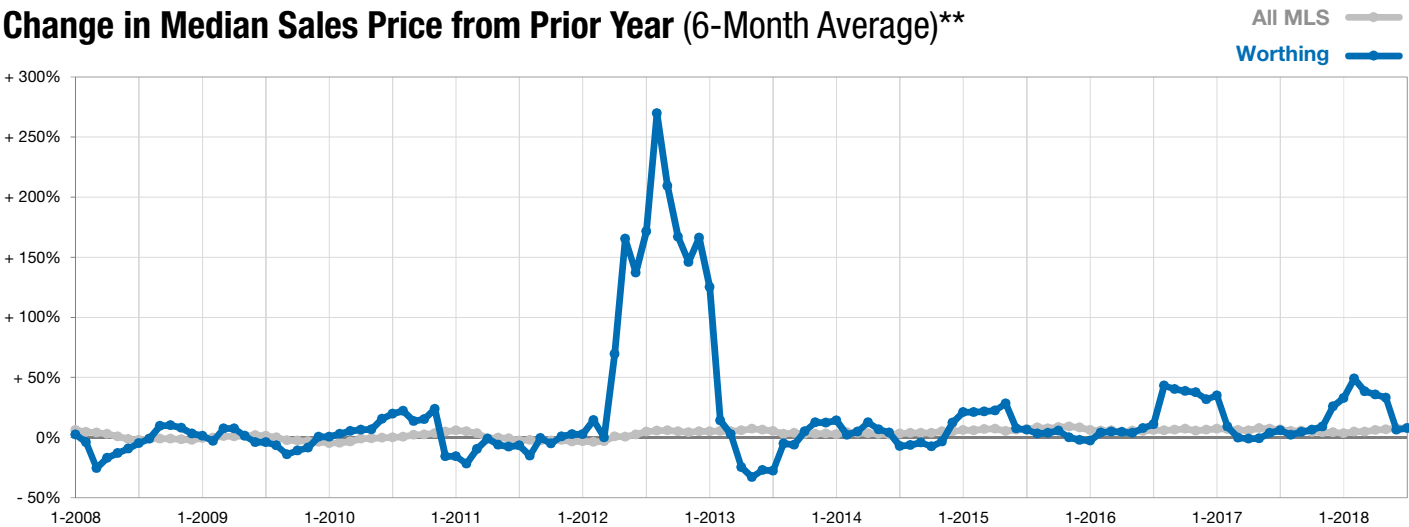
■ 2017 ■ 2018

Year to Date

■ 2017 ■ 2018



Change in Median Sales Price from Prior Year (6-Month Average)**



** Each dot represents the change in median sales price from the prior year using a 6-month weighted average. This means that each of the 6 months used in a dot are proportioned according to their share of sales during that period.