

Local Market Update – September 2018

A RESEARCH TOOL PROVIDED BY THE REALTOR® ASSOCIATION OF THE SIOUX EMPIRE, INC.



Worthing

Lincoln County, SD

+ 50.0%

+ 200.0%

+ 27.9%

Change in
New Listings

Change in
Closed Sales

Change in
Median Sales Price

	September			Year to Date		
	2017	2018	+ / -	2017	2018	+ / -
New Listings	2	3	+ 50.0%	29	29	0.0%
Closed Sales	1	3	+ 200.0%	25	16	- 36.0%
Median Sales Price*	\$172,000	\$220,000	+ 27.9%	\$163,500	\$176,500	+ 8.0%
Average Sales Price*	\$172,000	\$238,000	+ 38.4%	\$166,256	\$181,531	+ 9.2%
Percent of Original List Price Received*	98.6%	97.6%	- 1.0%	99.6%	100.3%	+ 0.6%
Average Days on Market Until Sale	59	60	+ 1.7%	82	85	+ 3.2%
Inventory of Homes for Sale	8	12	+ 50.0%	--	--	--
Months Supply of Inventory	2.8	6.0	+ 118.2%	--	--	--

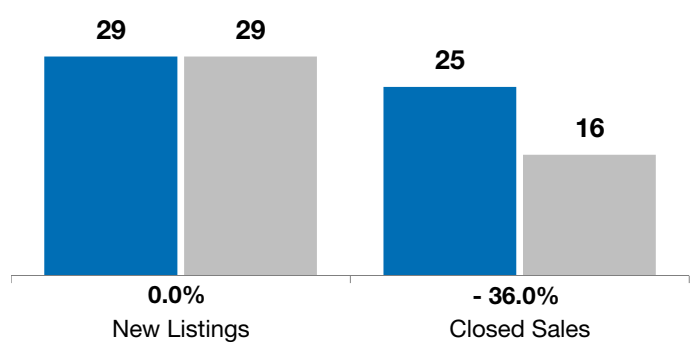
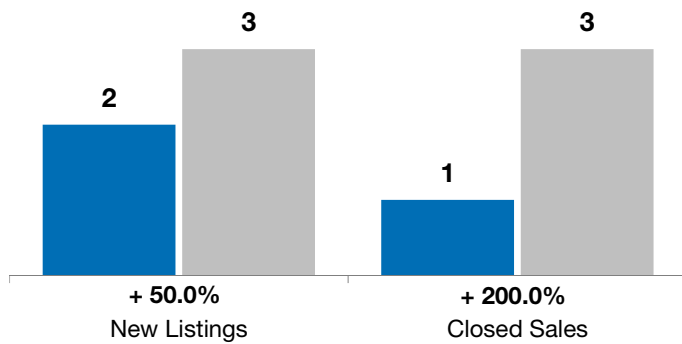
* Does not account for list prices from any previous listing contracts or seller concessions. | Activity for one month can sometimes look extreme due to small sample size.

September

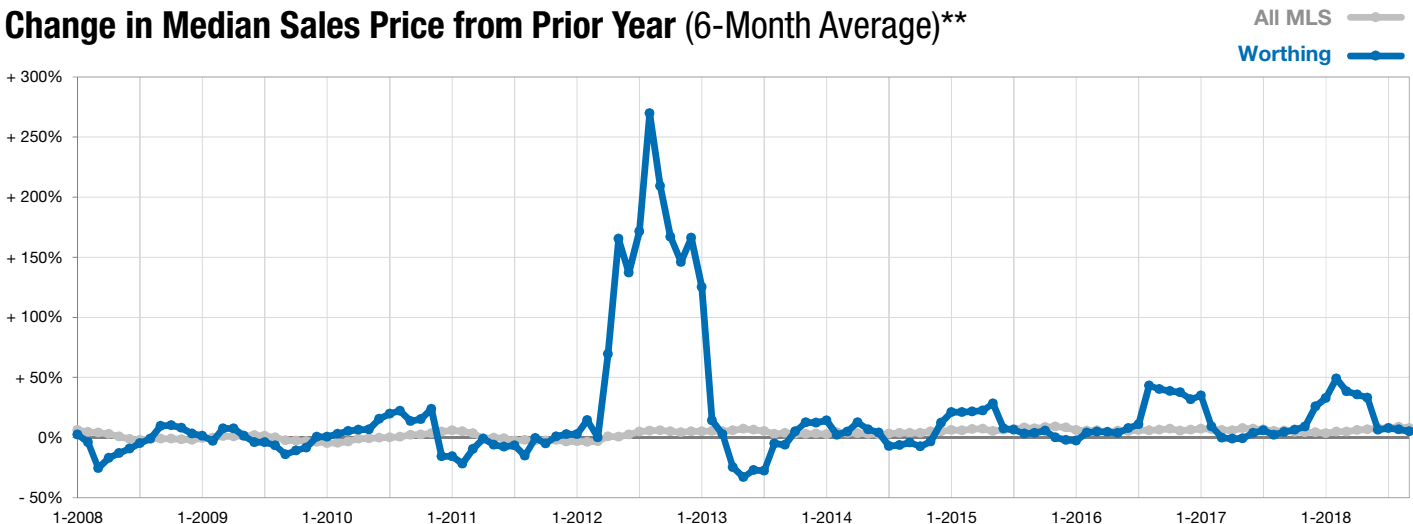
■ 2017 ■ 2018

Year to Date

■ 2017 ■ 2018



Change in Median Sales Price from Prior Year (6-Month Average)**



** Each dot represents the change in median sales price from the prior year using a 6-month weighted average. This means that each of the 6 months used in a dot are proportioned according to their share of sales during that period.