

# Local Market Update – January 2019

A RESEARCH TOOL PROVIDED BY THE REALTOR® ASSOCIATION OF THE SIOUX EMPIRE, INC.



## Baltic

Minnehaha County, SD

**- 50.0%**

--

--

Change in  
New Listings

Change in  
Closed Sales

Change in  
Median Sales Price

	January			Year to Date		
	2018	2019	+ / -	2018	2019	+ / -
New Listings	2	1	- 50.0%	2	1	- 50.0%
Closed Sales	0	0	--	0	0	--
Median Sales Price*	\$0	\$0	--	\$0	\$0	--
Average Sales Price*	\$0	\$0	--	\$0	\$0	--
Percent of Original List Price Received*	0.0%	0.0%	--	0.0%	0.0%	--
Average Days on Market Until Sale	0	0	--	0	0	--
Inventory of Homes for Sale	5	2	- 60.0%	--	--	--
Months Supply of Inventory	1.9	0.6	- 68.0%	--	--	--

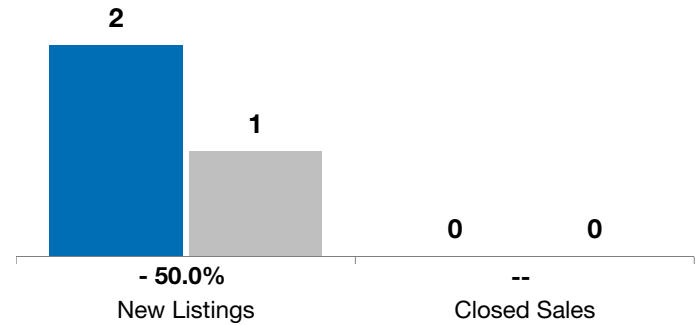
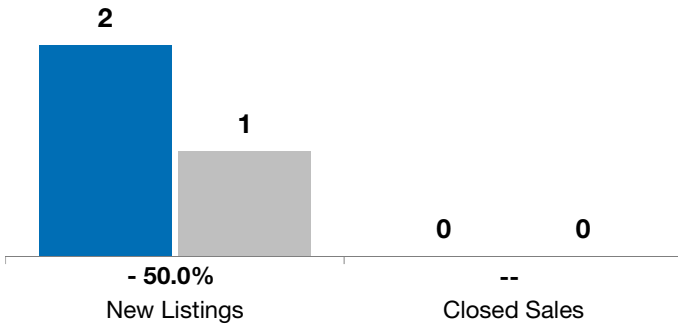
\* Does not account for list prices from any previous listing contracts or seller concessions. | Activity for one month can sometimes look extreme due to small sample size.

### January

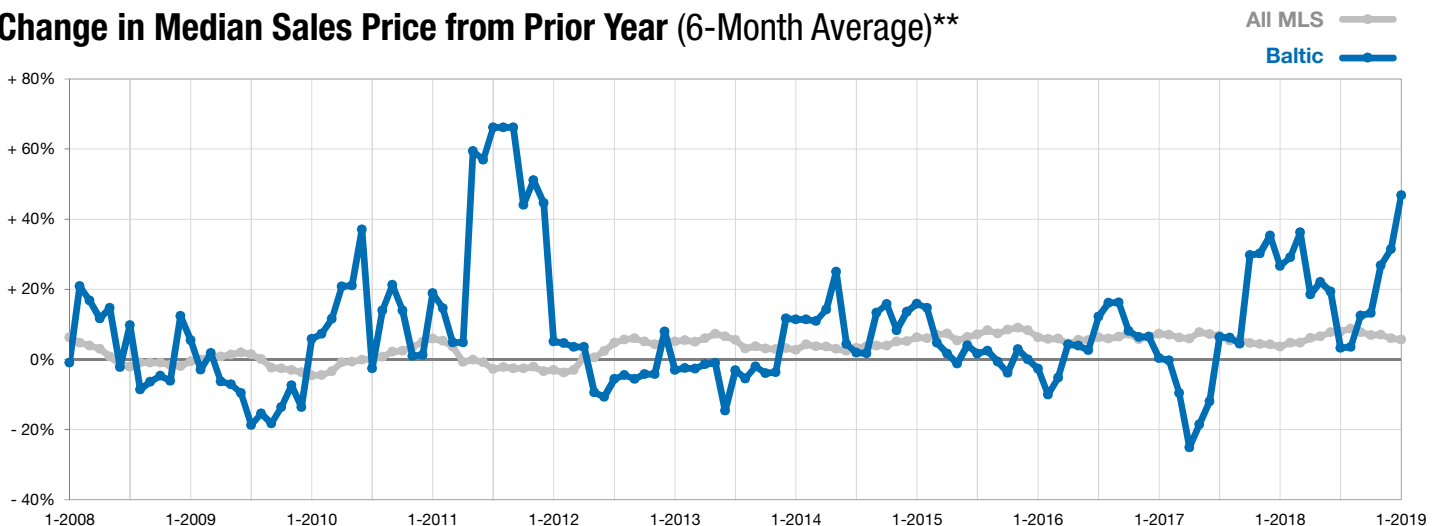
■ 2018 ■ 2019

### Year to Date

■ 2018 ■ 2019



### Change in Median Sales Price from Prior Year (6-Month Average)\*\*



\*\* Each dot represents the change in median sales price from the prior year using a 6-month weighted average. This means that each of the 6 months used in a dot are proportioned according to their share of sales during that period.