

Local Market Update – January 2019

A RESEARCH TOOL PROVIDED BY THE REALTOR® ASSOCIATION OF THE SIOUX EMPIRE, INC.



Beresford

+ 50.0%

Change in
New Listings

- 20.0%

Change in
Closed Sales

+ 51.8%

Change in
Median Sales Price

Union County, SD

January

Year to Date

	2018	2019	+ / -	2018	2019	+ / -
New Listings	2	3	+ 50.0%	2	3	+ 50.0%
Closed Sales	5	4	- 20.0%	5	4	- 20.0%
Median Sales Price*	\$122,000	\$185,200	+ 51.8%	\$122,000	\$185,200	+ 51.8%
Average Sales Price*	\$171,954	\$174,075	+ 1.2%	\$171,954	\$174,075	+ 1.2%
Percent of Original List Price Received*	94.2%	94.3%	+ 0.1%	94.2%	94.3%	+ 0.1%
Average Days on Market Until Sale	146	157	+ 7.4%	146	157	+ 7.4%
Inventory of Homes for Sale	7	12	+ 71.4%	--	--	--
Months Supply of Inventory	2.3	3.9	+ 66.4%	--	--	--

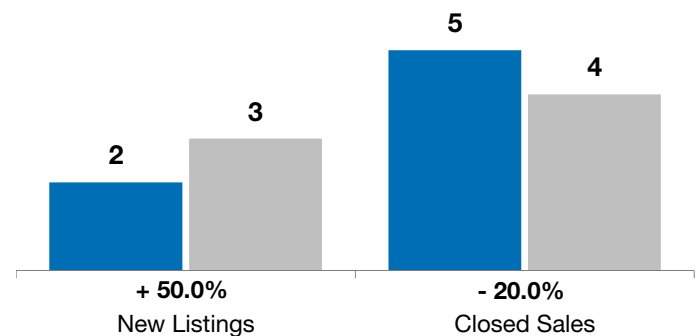
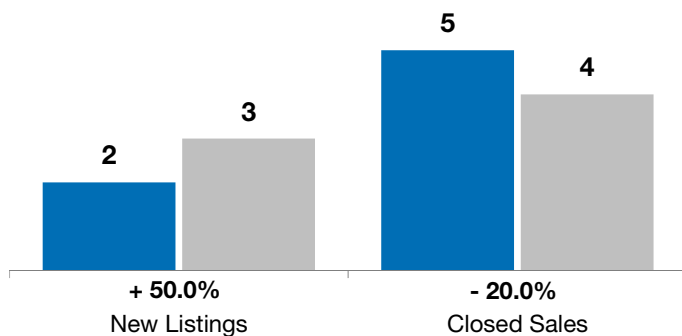
* Does not account for list prices from any previous listing contracts or seller concessions. | Activity for one month can sometimes look extreme due to small sample size.

January

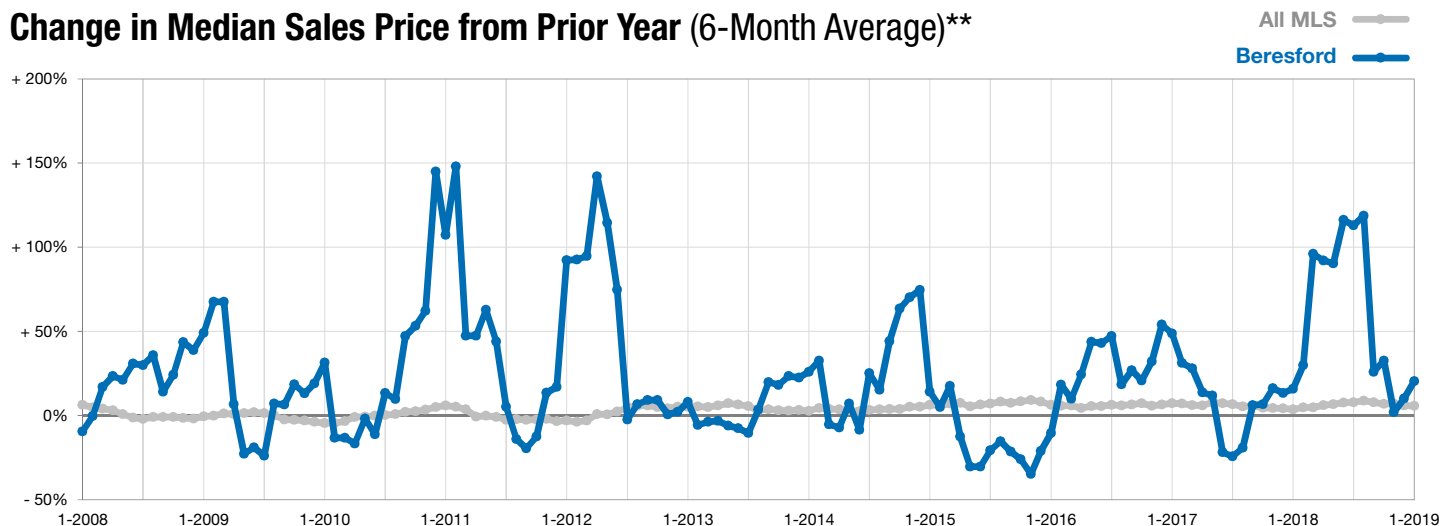
■ 2018 ■ 2019

Year to Date

■ 2018 ■ 2019



Change in Median Sales Price from Prior Year (6-Month Average)**



** Each dot represents the change in median sales price from the prior year using a 6-month weighted average. This means that each of the 6 months used in a dot are proportioned according to their share of sales during that period.