

Local Market Update – January 2019

A RESEARCH TOOL PROVIDED BY THE REALTOR® ASSOCIATION OF THE SIOUX EMPIRE, INC.



Harrisburg

+ 42.9%

+ 133.3%

+ 8.3%

Change in
New Listings

Change in
Closed Sales

Change in
Median Sales Price

Lincoln County, SD

January

Year to Date

	2018	2019	+ / -	2018	2019	+ / -
New Listings	14	20	+ 42.9%	14	20	+ 42.9%
Closed Sales	3	7	+ 133.3%	3	7	+ 133.3%
Median Sales Price*	\$174,900	\$189,400	+ 8.3%	\$174,900	\$189,400	+ 8.3%
Average Sales Price*	\$182,967	\$190,886	+ 4.3%	\$182,967	\$190,886	+ 4.3%
Percent of Original List Price Received*	101.6%	99.2%	- 2.3%	101.6%	99.2%	- 2.3%
Average Days on Market Until Sale	74	48	- 35.1%	74	48	- 35.1%
Inventory of Homes for Sale	36	43	+ 19.4%	--	--	--
Months Supply of Inventory	2.4	3.0	+ 28.6%	--	--	--

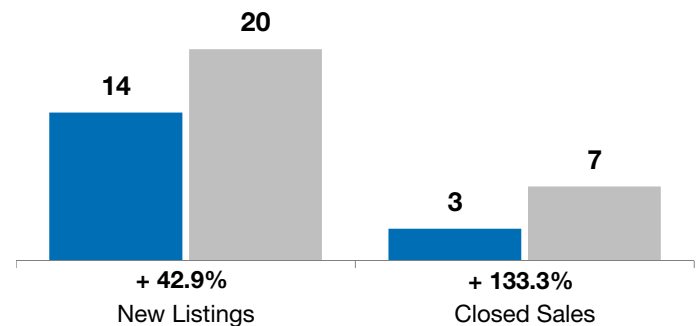
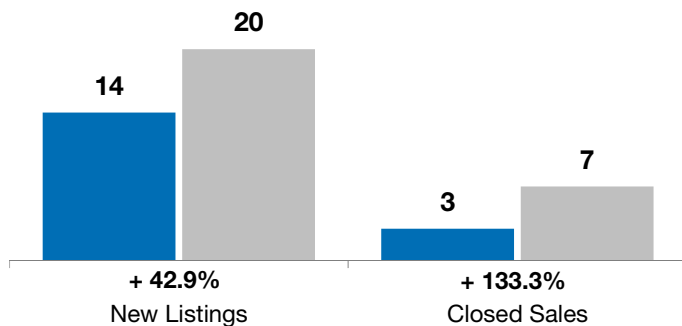
* Does not account for list prices from any previous listing contracts or seller concessions. | Activity for one month can sometimes look extreme due to small sample size.

January

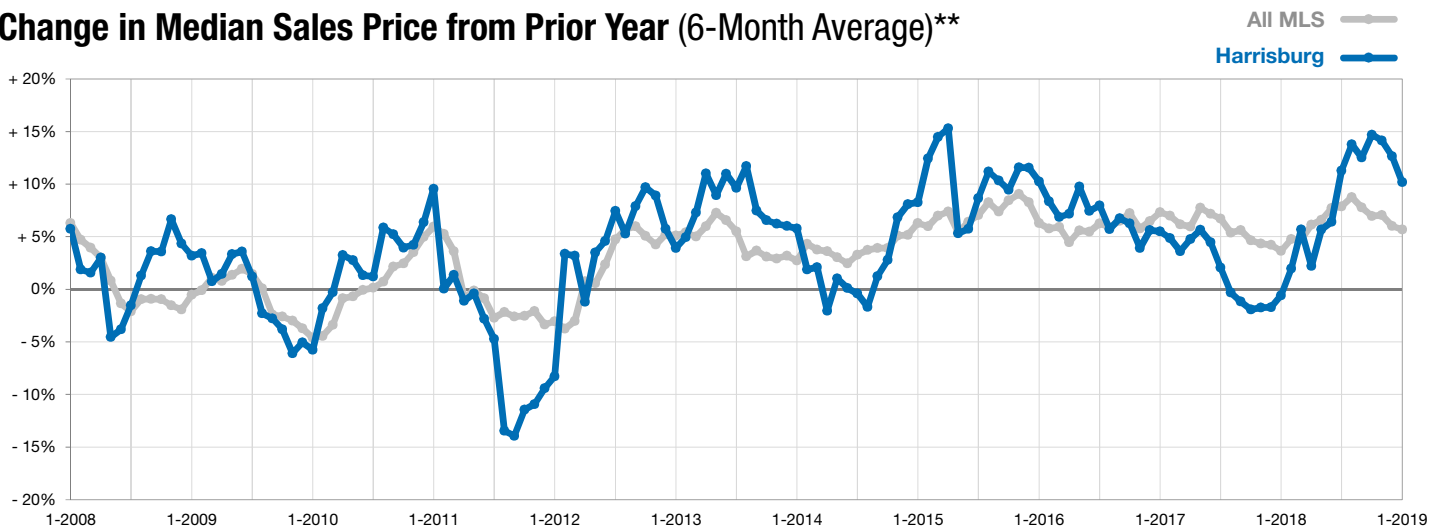
■ 2018 ■ 2019

Year to Date

■ 2018 ■ 2019



Change in Median Sales Price from Prior Year (6-Month Average)**



** Each dot represents the change in median sales price from the prior year using a 6-month weighted average. This means that each of the 6 months used in a dot are proportioned according to their share of sales during that period.