

Local Market Update – January 2019

A RESEARCH TOOL PROVIDED BY THE REALTOR® ASSOCIATION OF THE SIOUX EMPIRE, INC.



Worthing

Lincoln County, SD

0.0%

--

--

Change in
New Listings

Change in
Closed Sales

Change in
Median Sales Price

	January			Year to Date		
	2018	2019	+ / -	2018	2019	+ / -
New Listings	1	1	0.0%	1	1	0.0%
Closed Sales	0	3	--	0	3	--
Median Sales Price*	\$0	\$167,000	--	\$0	\$167,000	--
Average Sales Price*	\$0	\$162,333	--	\$0	\$162,333	--
Percent of Original List Price Received*	0.0%	99.1%	--	0.0%	99.1%	--
Average Days on Market Until Sale	0	65	--	0	65	--
Inventory of Homes for Sale	9	5	- 44.4%	--	--	--
Months Supply of Inventory	3.3	2.0	- 38.9%	--	--	--

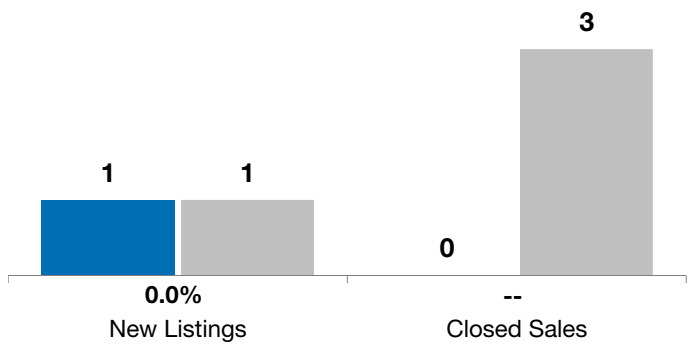
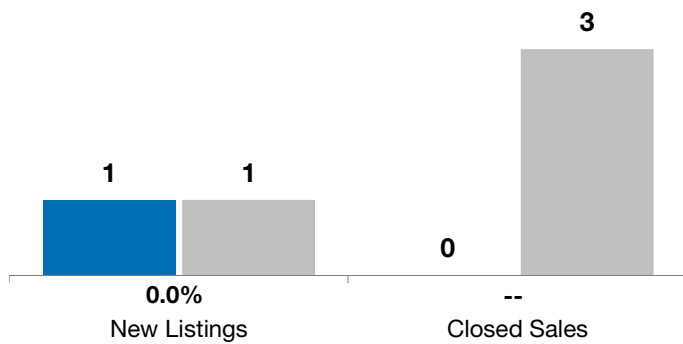
* Does not account for list prices from any previous listing contracts or seller concessions. | Activity for one month can sometimes look extreme due to small sample size.

January

■ 2018 ■ 2019

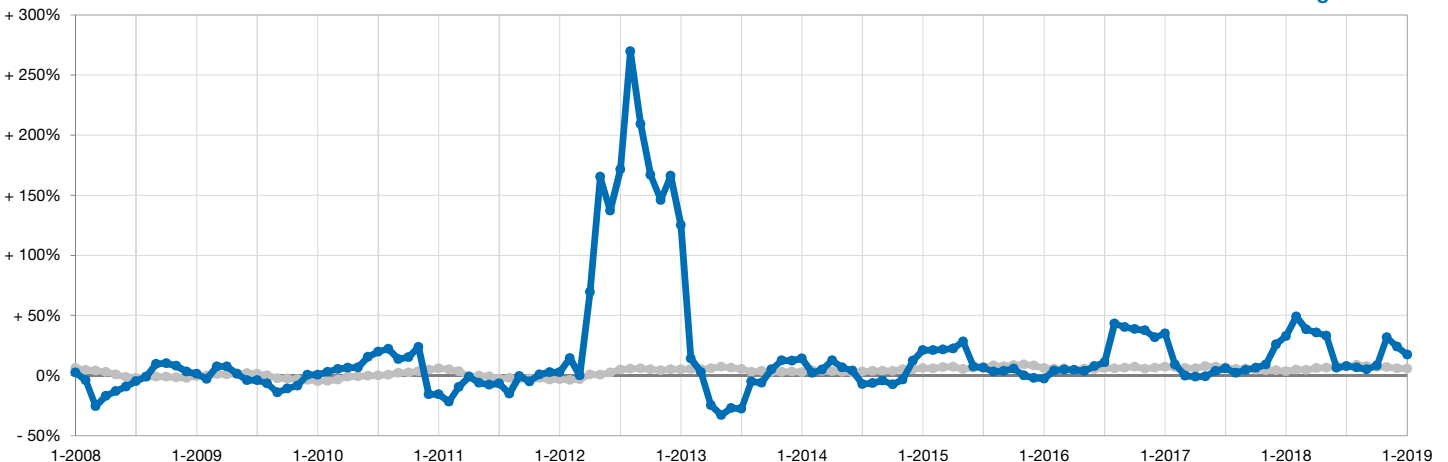
Year to Date

■ 2018 ■ 2019



Change in Median Sales Price from Prior Year (6-Month Average)**

All MLS —
Worthing —



** Each dot represents the change in median sales price from the prior year using a 6-month weighted average. This means that each of the 6 months used in a dot are proportioned according to their share of sales during that period.