

Local Market Update – May 2019

A RESEARCH TOOL PROVIDED BY THE REALTOR® ASSOCIATION OF THE SIOUX EMPIRE, INC.



Beresford

- 14.3%

Change in
New Listings

0.0%

Change in
Closed Sales

+ 61.4%

Change in
Median Sales Price

Union County, SD

May

Year to Date

	2018	2019	+ / -	2018	2019	+ / -
New Listings	7	6	- 14.3%	25	21	- 16.0%
Closed Sales	2	2	0.0%	18	19	+ 5.6%
Median Sales Price*	\$112,000	\$180,750	+ 61.4%	\$130,000	\$136,500	+ 5.0%
Average Sales Price*	\$112,000	\$180,750	+ 61.4%	\$184,009	\$147,042	- 20.1%
Percent of Original List Price Received*	100.0%	100.3%	+ 0.3%	95.0%	95.5%	+ 0.5%
Average Days on Market Until Sale	39	45	+ 16.9%	106	116	+ 8.9%
Inventory of Homes for Sale	16	14	- 12.5%	--	--	--
Months Supply of Inventory	4.6	4.5	- 0.9%	--	--	--

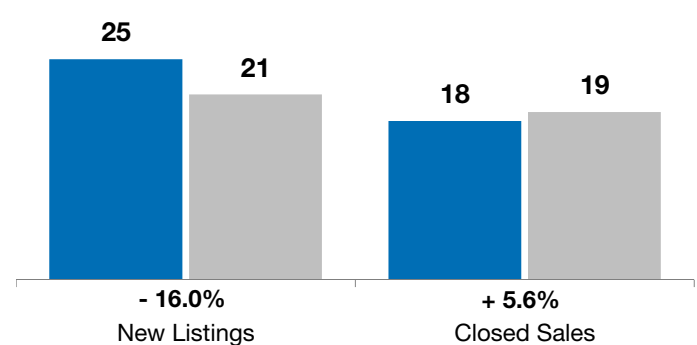
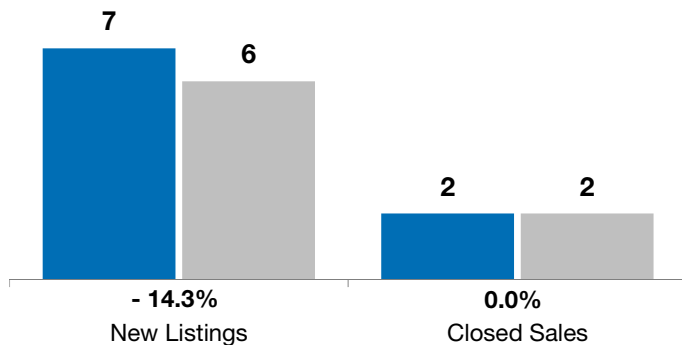
* Does not account for list prices from any previous listing contracts or seller concessions. | Activity for one month can sometimes look extreme due to small sample size.

May

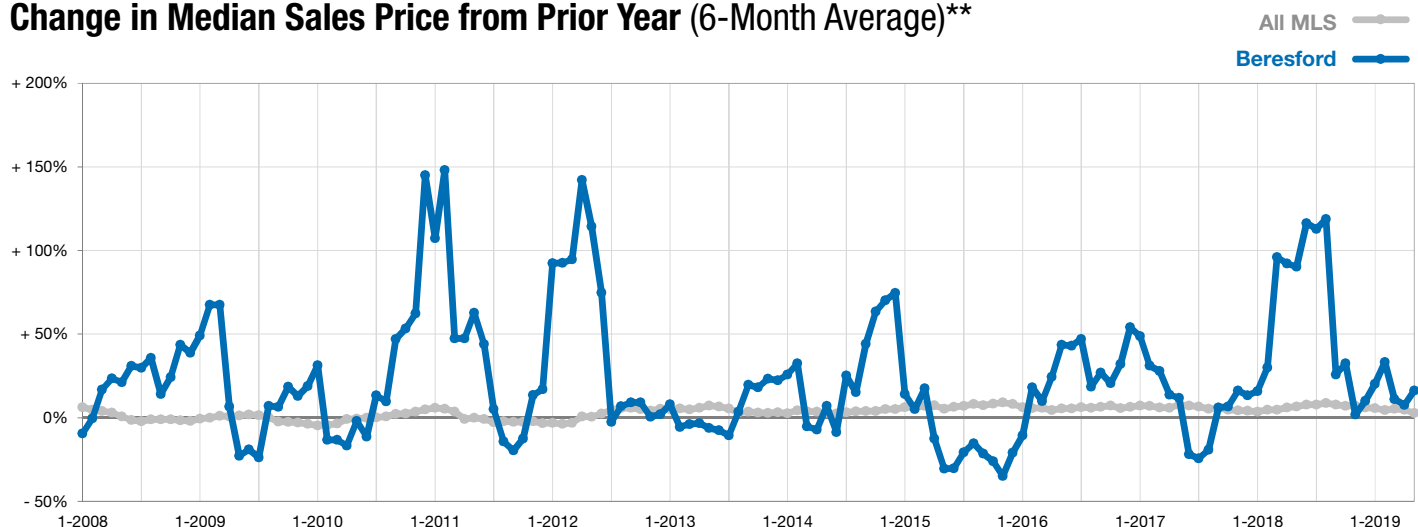
■ 2018 ■ 2019

Year to Date

■ 2018 ■ 2019



Change in Median Sales Price from Prior Year (6-Month Average)**



** Each dot represents the change in median sales price from the prior year using a 6-month weighted average. This means that each of the 6 months used in a dot are proportioned according to their share of sales during that period.