

# Local Market Update – June 2019

A RESEARCH TOOL PROVIDED BY THE REALTOR® ASSOCIATION OF THE SIOUX EMPIRE, INC.



## Worthing

Lincoln County, SD

**+ 233.3%**

**0.0%**

**- 9.3%**

Change in  
New Listings

Change in  
Closed Sales

Change in  
Median Sales Price

	June			Year to Date		
	2018	2019	+ / -	2018	2019	+ / -
New Listings	3	10	+ 233.3%	11	25	+ 127.3%
Closed Sales	1	1	0.0%	9	8	- 11.1%
Median Sales Price*	\$182,000	\$165,000	- 9.3%	\$170,000	\$162,000	- 4.7%
Average Sales Price*	\$182,000	\$165,000	- 9.3%	\$165,211	\$186,550	+ 12.9%
Percent of Original List Price Received*	104.0%	100.0%	- 3.8%	99.1%	99.4%	+ 0.3%
Average Days on Market Until Sale	29	82	+ 182.8%	95	75	- 21.4%
Inventory of Homes for Sale	5	14	+ 180.0%	--	--	--
Months Supply of Inventory	2.6	7.0	+ 166.0%	--	--	--

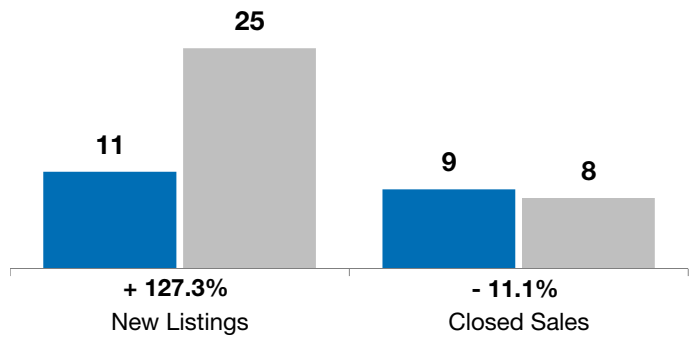
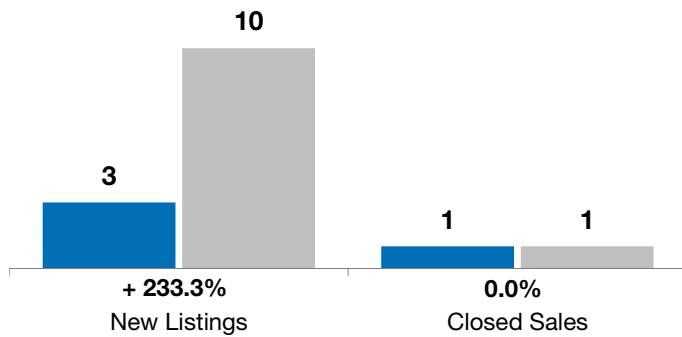
\* Does not account for list prices from any previous listing contracts or seller concessions. | Activity for one month can sometimes look extreme due to small sample size.

### June

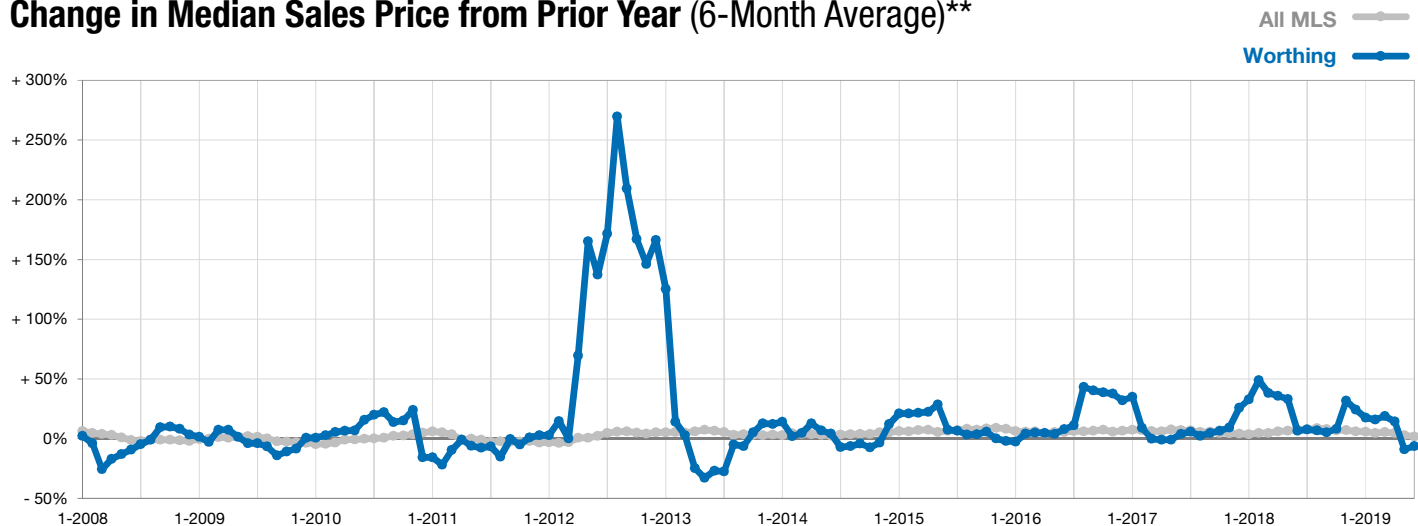
■ 2018 ■ 2019

### Year to Date

■ 2018 ■ 2019



### Change in Median Sales Price from Prior Year (6-Month Average)\*\*



\*\* Each dot represents the change in median sales price from the prior year using a 6-month weighted average. This means that each of the 6 months used in a dot are proportioned according to their share of sales during that period.