

Local Market Update – September 2019

A RESEARCH TOOL PROVIDED BY THE REALTOR® ASSOCIATION OF THE SIOUX EMPIRE, INC.



Worthing

Lincoln County, SD

0.0%

Change in
New Listings

+ 66.7%

Change in
Closed Sales

- 16.0%

Change in
Median Sales Price

September

Year to Date

	2018	2019	+ / -	2018	2019	+ / -
New Listings	3	3	0.0%	29	39	+ 34.5%
Closed Sales	3	5	+ 66.7%	16	23	+ 43.8%
Median Sales Price*	\$220,000	\$184,900	- 16.0%	\$176,500	\$182,500	+ 3.4%
Average Sales Price*	\$238,000	\$229,860	- 3.4%	\$181,531	\$206,496	+ 13.8%
Percent of Original List Price Received*	97.6%	98.3%	+ 0.7%	100.3%	99.4%	- 0.9%
Average Days on Market Until Sale	60	64	+ 7.0%	85	66	- 21.9%
Inventory of Homes for Sale	12	9	- 25.0%	--	--	--
Months Supply of Inventory	6.0	3.5	- 41.9%	--	--	--

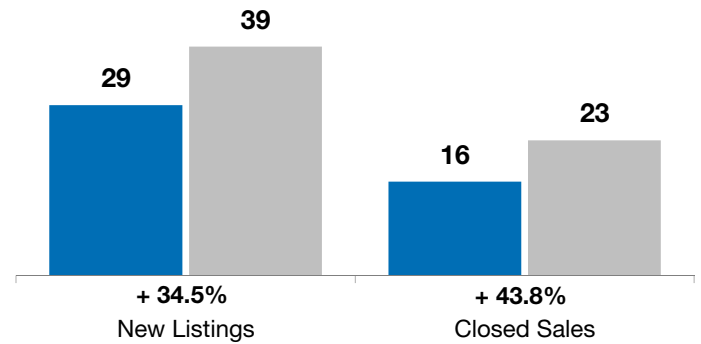
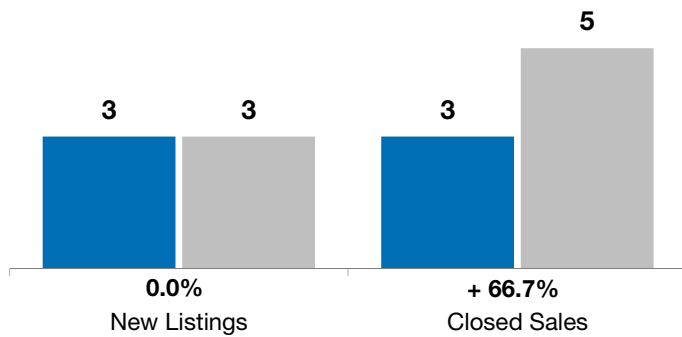
* Does not account for list prices from any previous listing contracts or seller concessions. | Activity for one month can sometimes look extreme due to small sample size.

September

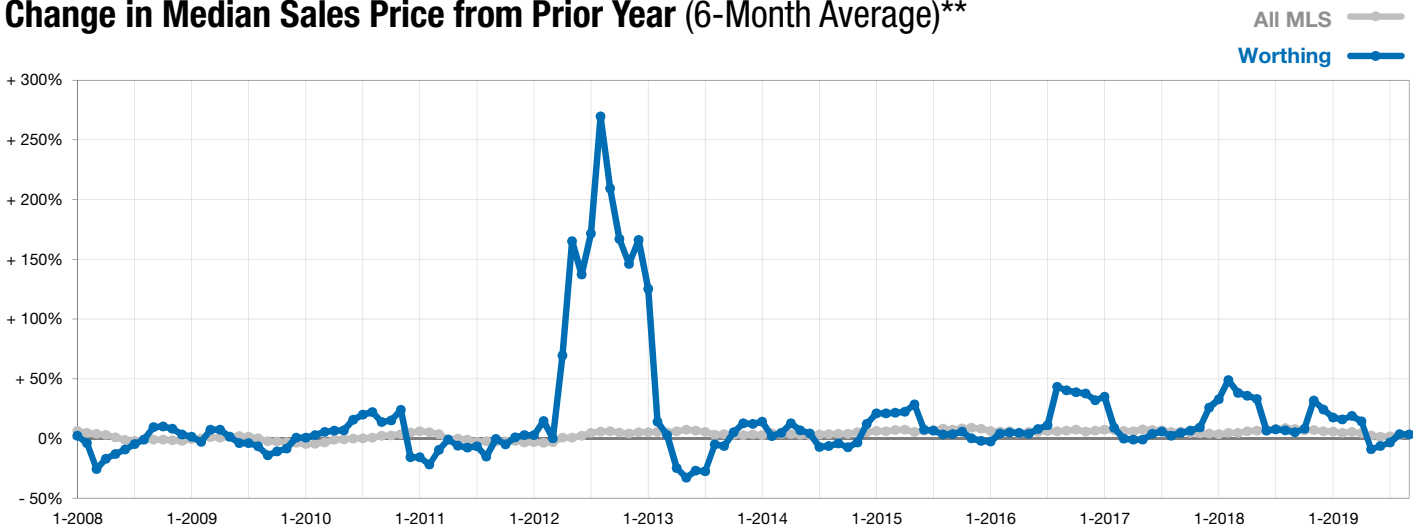
■ 2018 ■ 2019

Year to Date

■ 2018 ■ 2019



Change in Median Sales Price from Prior Year (6-Month Average)**



** Each dot represents the change in median sales price from the prior year using a 6-month weighted average. This means that each of the 6 months used in a dot are proportioned according to their share of sales during that period.