

Local Market Update – January 2020

A RESEARCH TOOL PROVIDED BY THE REALTOR® ASSOCIATION OF THE SIOUX EMPIRE, INC.



Harrisburg

Lincoln County, SD

- 18.2%

Change in
New Listings

0.0%

Change in
Closed Sales

+ 11.0%

Change in
Median Sales Price

	January			Year to Date		
	2019	2020	+ / -	2019	2020	+ / -
New Listings	22	18	- 18.2%	22	18	- 18.2%
Closed Sales	8	8	0.0%	8	8	0.0%
Median Sales Price*	\$188,700	\$209,450	+ 11.0%	\$188,700	\$209,450	+ 11.0%
Average Sales Price*	\$189,463	\$221,375	+ 16.8%	\$189,463	\$221,375	+ 16.8%
Percent of Original List Price Received*	99.6%	99.4%	- 0.3%	99.6%	99.4%	- 0.3%
Average Days on Market Until Sale	52	72	+ 38.2%	52	72	+ 38.2%
Inventory of Homes for Sale	50	47	- 6.0%	--	--	--
Months Supply of Inventory	3.6	3.1	- 13.7%	--	--	--

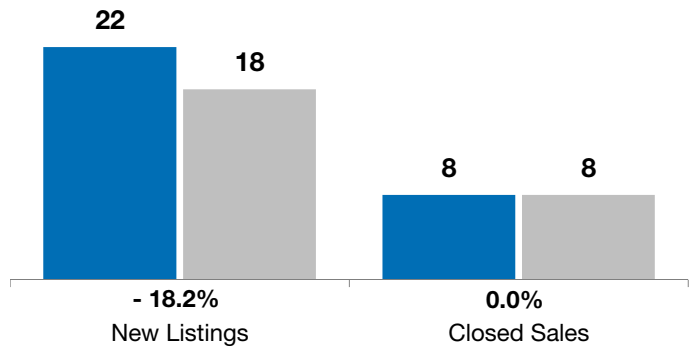
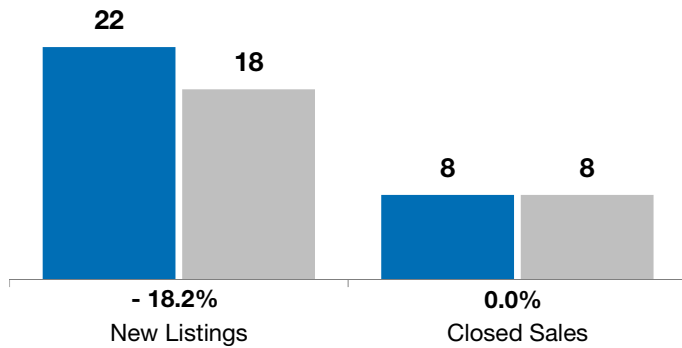
* Does not account for list prices from any previous listing contracts or seller concessions. | Activity for one month can sometimes look extreme due to small sample size.

January

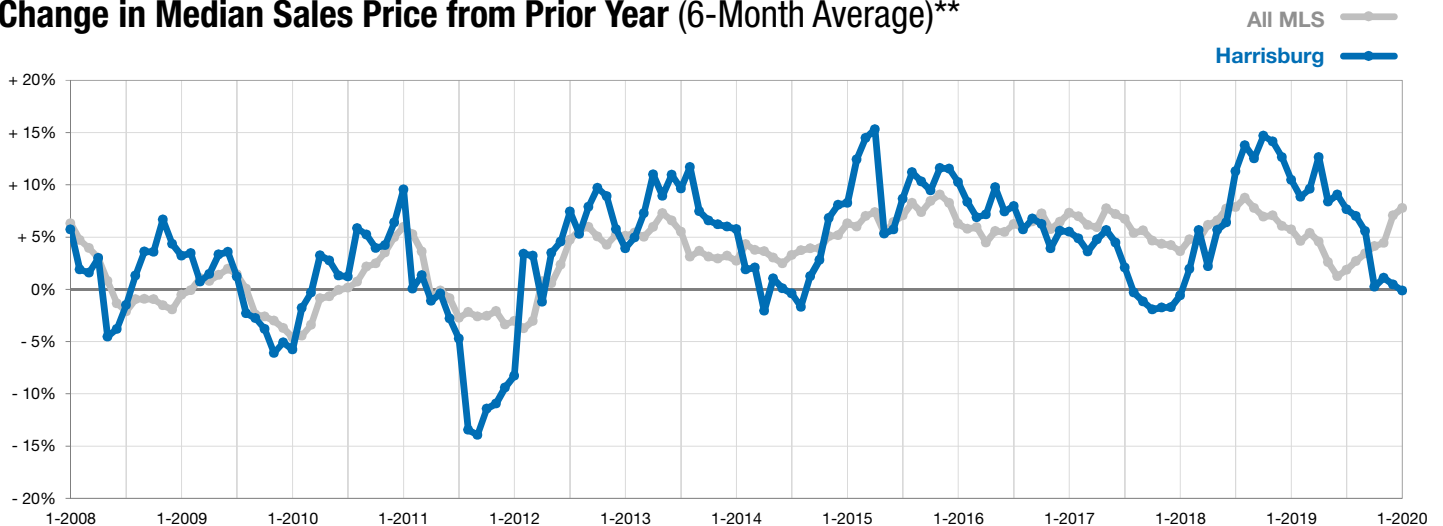
■ 2019 ■ 2020

Year to Date

■ 2019 ■ 2020



Change in Median Sales Price from Prior Year (6-Month Average)**



** Each dot represents the change in median sales price from the prior year using a 6-month weighted average. This means that each of the 6 months used in a dot are proportioned according to their share of sales during that period.