

Local Market Update – January 2020

A RESEARCH TOOL PROVIDED BY THE REALTOR® ASSOCIATION OF THE SIOUX EMPIRE, INC.



Valley Springs

0.0%

Change in
New Listings

- 100.0%

Change in
Closed Sales

- 100.0%

Change in
Median Sales Price

Minnehaha County, SD

January

Year to Date

	2019	2020	+ / -	2019	2020	+ / -
New Listings	1	1	0.0%	1	1	0.0%
Closed Sales	2	0	- 100.0%	2	0	- 100.0%
Median Sales Price*	\$124,250	\$0	- 100.0%	\$124,250	\$0	- 100.0%
Average Sales Price*	\$124,250	\$0	- 100.0%	\$124,250	\$0	- 100.0%
Percent of Original List Price Received*	97.5%	0.0%	- 100.0%	97.5%	0.0%	- 100.0%
Average Days on Market Until Sale	101	0	- 100.0%	101	0	- 100.0%
Inventory of Homes for Sale	5	4	- 20.0%	--	--	--
Months Supply of Inventory	1.7	2.1	+ 22.4%	--	--	--

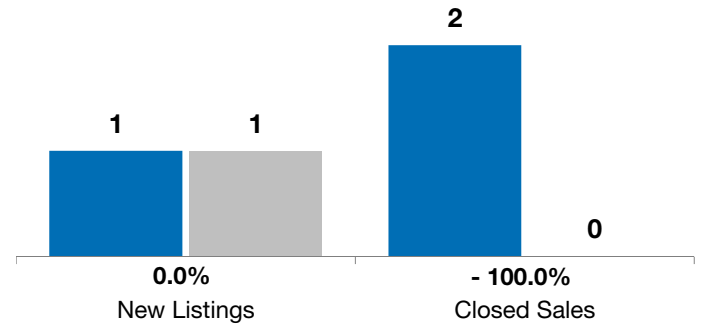
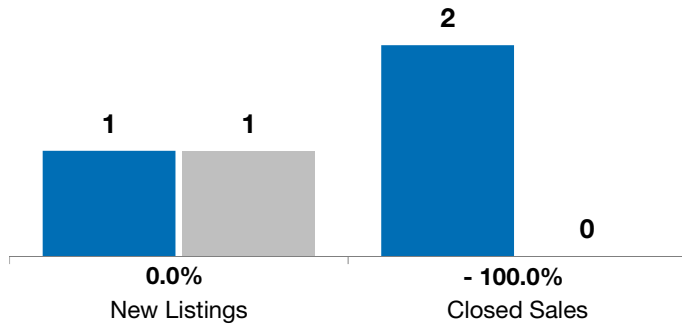
* Does not account for list prices from any previous listing contracts or seller concessions. | Activity for one month can sometimes look extreme due to small sample size.

January

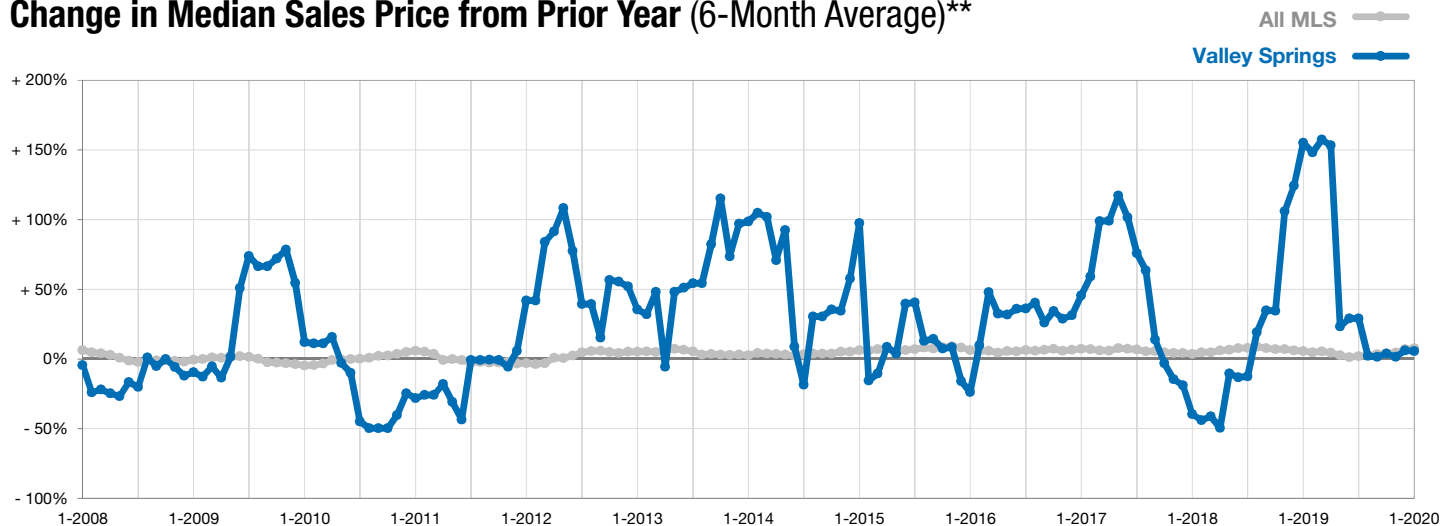
■ 2019 ■ 2020

Year to Date

■ 2019 ■ 2020



Change in Median Sales Price from Prior Year (6-Month Average)**



** Each dot represents the change in median sales price from the prior year using a 6-month weighted average. This means that each of the 6 months used in a dot are proportioned according to their share of sales during that period.