

Local Market Update – February 2020

A RESEARCH TOOL PROVIDED BY THE REALTOR® ASSOCIATION OF THE SIOUX EMPIRE, INC.



Baltic

Minnehaha County, SD

- 100.0%

--

--

Change in
New Listings

Change in
Closed Sales

Change in
Median Sales Price

	February			Year to Date		
	2019	2020	+ / -	2019	2020	+ / -
New Listings	5	0	- 100.0%	7	3	- 57.1%
Closed Sales	0	0	--	0	2	--
Median Sales Price*	\$0	\$0	--	\$0	\$276,000	--
Average Sales Price*	\$0	\$0	--	\$0	\$276,000	--
Percent of Original List Price Received*	0.0%	0.0%	--	0.0%	97.1%	--
Average Days on Market Until Sale	0	0	--	0	75	--
Inventory of Homes for Sale	8	5	- 37.5%	--	--	--
Months Supply of Inventory	2.4	1.8	- 24.7%	--	--	--

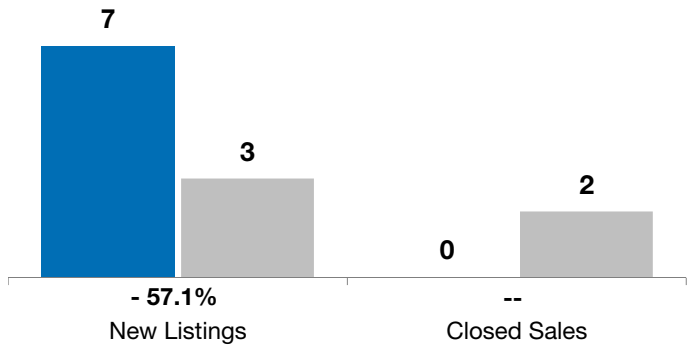
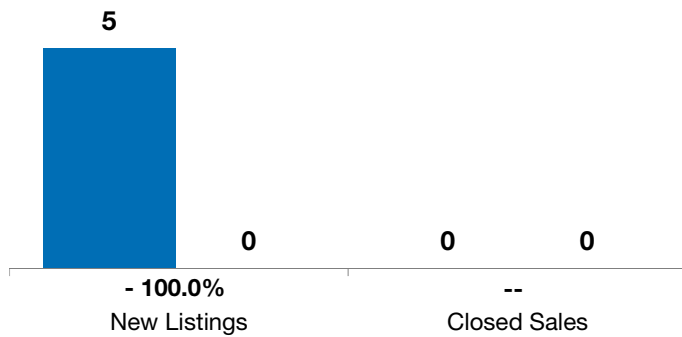
* Does not account for list prices from any previous listing contracts or seller concessions. | Activity for one month can sometimes look extreme due to small sample size.

February

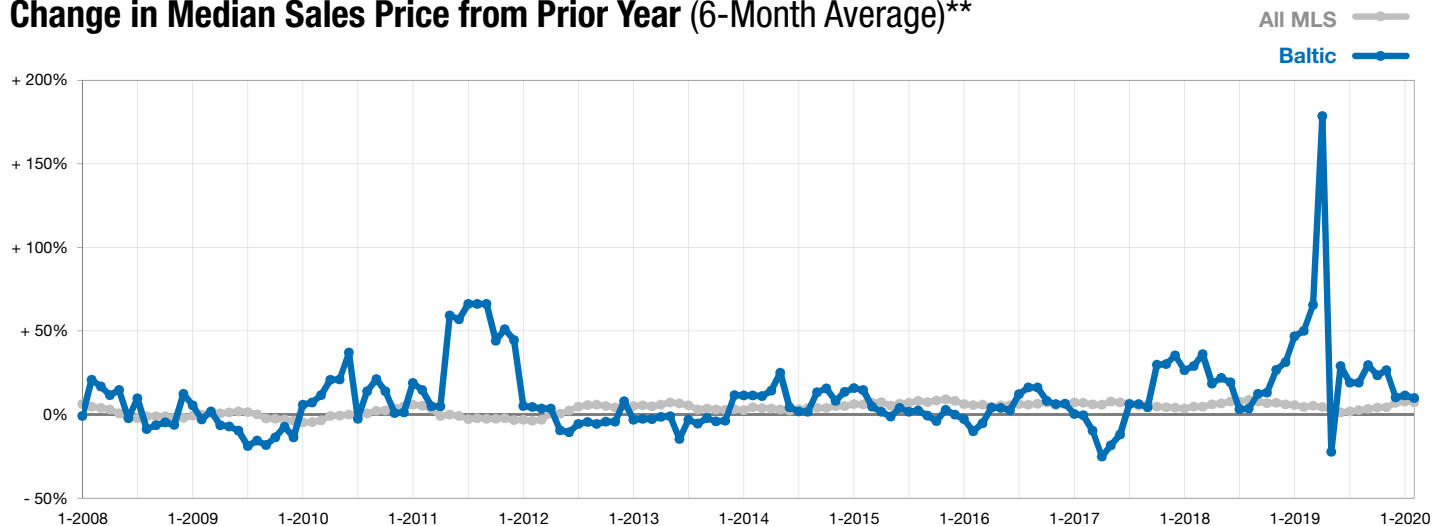
■ 2019 ■ 2020

Year to Date

■ 2019 ■ 2020



Change in Median Sales Price from Prior Year (6-Month Average)**



** Each dot represents the change in median sales price from the prior year using a 6-month weighted average. This means that each of the 6 months used in a dot are proportioned according to their share of sales during that period.