

Local Market Update – February 2020

A RESEARCH TOOL PROVIDED BY THE REALTOR® ASSOCIATION OF THE SIOUX EMPIRE, INC.



Harrisburg

Lincoln County, SD

+ 92.9%

Change in
New Listings

- 60.0%

Change in
Closed Sales

+ 10.6%

Change in
Median Sales Price

February

Year to Date

	2019	2020	+ / -	2019	2020	+ / -
New Listings	14	27	+ 92.9%	36	45	+ 25.0%
Closed Sales	10	4	- 60.0%	18	13	- 27.8%
Median Sales Price*	\$232,450	\$257,095	+ 10.6%	\$202,950	\$223,900	+ 10.3%
Average Sales Price*	\$231,820	\$273,772	+ 18.1%	\$212,994	\$249,238	+ 17.0%
Percent of Original List Price Received*	99.6%	101.1%	+ 1.6%	99.6%	99.8%	+ 0.2%
Average Days on Market Until Sale	77	94	+ 20.8%	66	81	+ 22.3%
Inventory of Homes for Sale	52	57	+ 9.6%	--	--	--
Months Supply of Inventory	3.6	3.8	+ 3.6%	--	--	--

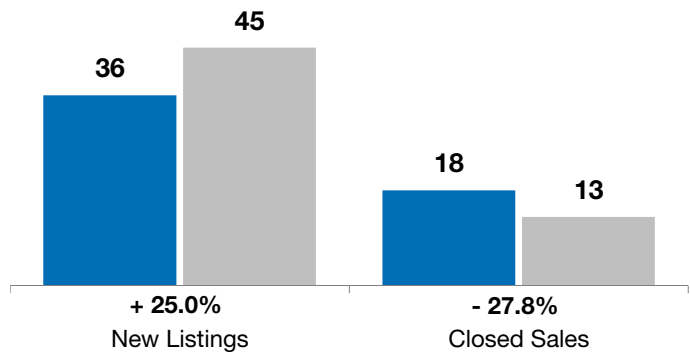
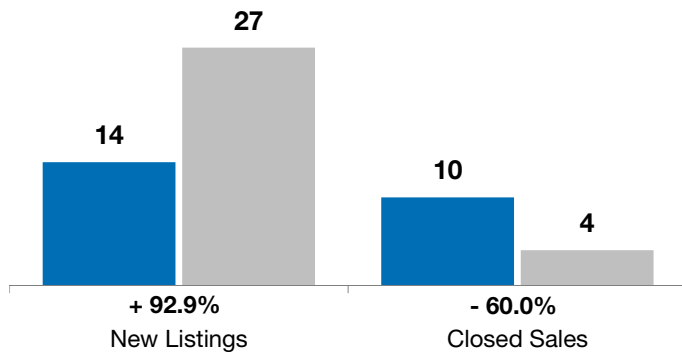
* Does not account for list prices from any previous listing contracts or seller concessions. | Activity for one month can sometimes look extreme due to small sample size.

February

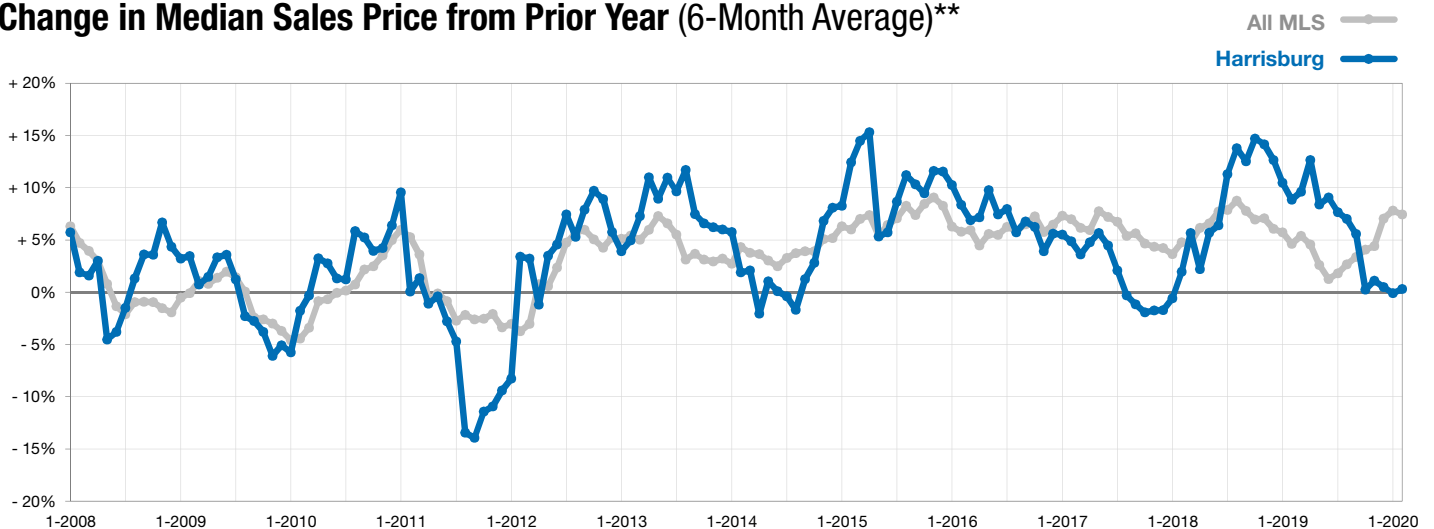
■ 2019 ■ 2020

Year to Date

■ 2019 ■ 2020



Change in Median Sales Price from Prior Year (6-Month Average)**



** Each dot represents the change in median sales price from the prior year using a 6-month weighted average. This means that each of the 6 months used in a dot are proportioned according to their share of sales during that period.