

# Local Market Update – February 2020

A RESEARCH TOOL PROVIDED BY THE REALTOR® ASSOCIATION OF THE SIOUX EMPIRE, INC.



## Worthing

Lincoln County, SD

**0.0%**

Change in  
New Listings

**+ 100.0%**

Change in  
Closed Sales

**- 15.9%**

Change in  
Median Sales Price

### February

### Year to Date

	2019	2020	+ / -	2019	2020	+ / -
New Listings	1	1	0.0%	2	2	0.0%
Closed Sales	1	2	+ 100.0%	4	2	- 50.0%
Median Sales Price*	\$159,000	<b>\$133,750</b>	- 15.9%	\$163,000	<b>\$133,750</b>	- 17.9%
Average Sales Price*	\$159,000	<b>\$133,750</b>	- 15.9%	\$161,500	<b>\$133,750</b>	- 17.2%
Percent of Original List Price Received*	100.7%	<b>96.2%</b>	- 4.4%	99.5%	<b>96.2%</b>	- 3.3%
Average Days on Market Until Sale	85	<b>79</b>	- 7.6%	70	<b>79</b>	+ 12.1%
Inventory of Homes for Sale	3	<b>3</b>	0.0%	--	--	--
Months Supply of Inventory	1.4	<b>1.2</b>	- 12.7%	--	--	--

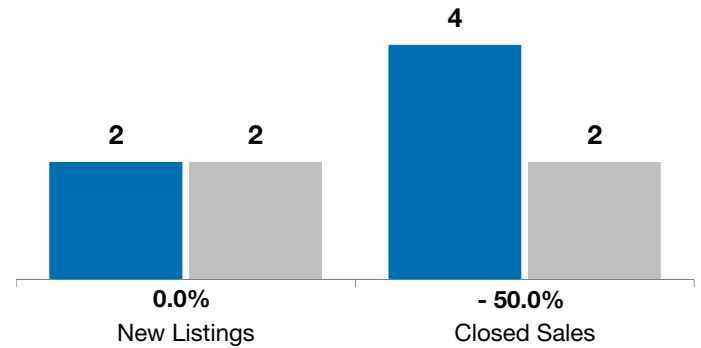
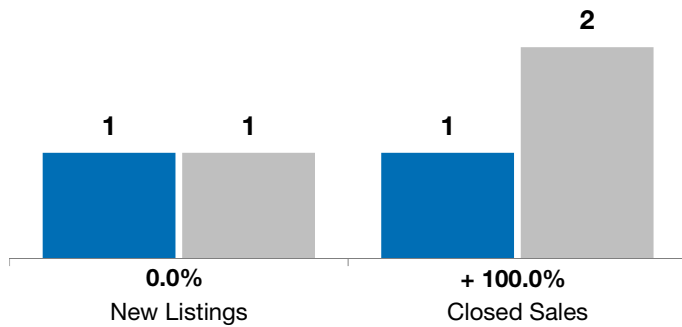
\* Does not account for list prices from any previous listing contracts or seller concessions. | Activity for one month can sometimes look extreme due to small sample size.

### February

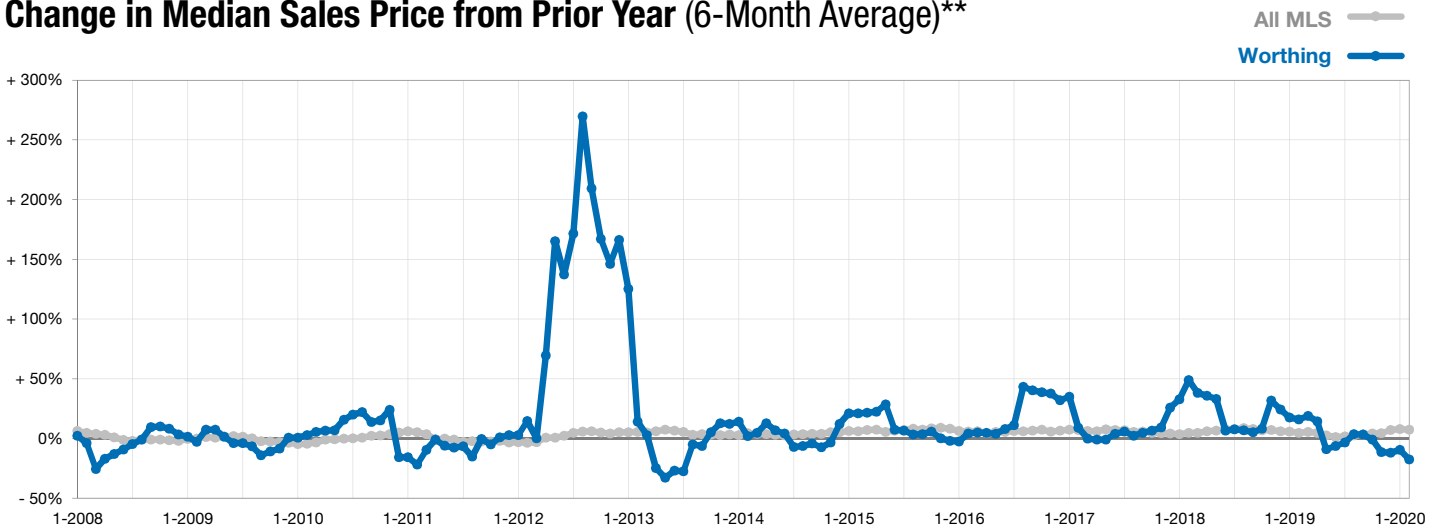
■ 2019 ■ 2020

### Year to Date

■ 2019 ■ 2020



### Change in Median Sales Price from Prior Year (6-Month Average)\*\*



\*\* Each dot represents the change in median sales price from the prior year using a 6-month weighted average. This means that each of the 6 months used in a dot are proportioned according to their share of sales during that period.