

Local Market Update – March 2020

A RESEARCH TOOL PROVIDED BY THE REALTOR® ASSOCIATION OF THE SIOUX EMPIRE, INC.



Baltic

Minnehaha County, SD

+ 100.0%

--

--

Change in
New Listings

Change in
Closed Sales

Change in
Median Sales Price

	March			Year to Date		
	2019	2020	+ / -	2019	2020	+ / -
New Listings	3	6	+ 100.0%	10	9	- 10.0%
Closed Sales	0	4	--	0	6	--
Median Sales Price*	\$0	\$209,900	--	\$0	\$209,900	--
Average Sales Price*	\$0	\$225,775	--	\$0	\$242,517	--
Percent of Original List Price Received*	0.0%	99.4%	--	0.0%	98.6%	--
Average Days on Market Until Sale	0	122	--	0	106	--
Inventory of Homes for Sale	11	7	- 36.4%	--	--	--
Months Supply of Inventory	3.2	2.2	- 31.8%	--	--	--

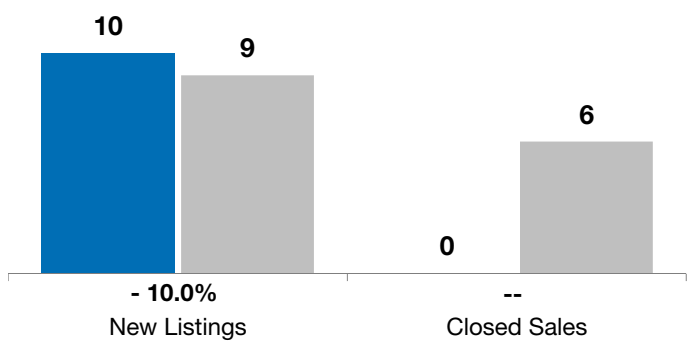
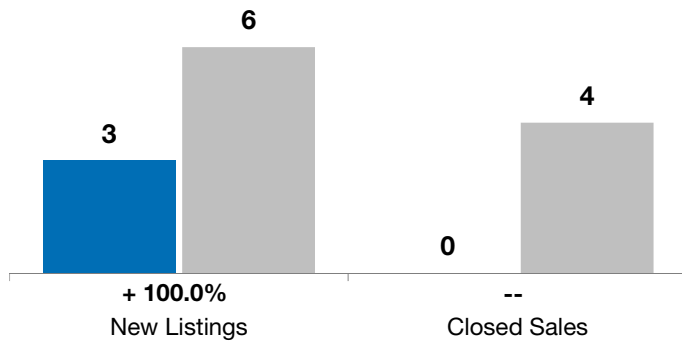
* Does not account for list prices from any previous listing contracts or seller concessions. | Activity for one month can sometimes look extreme due to small sample size.

March

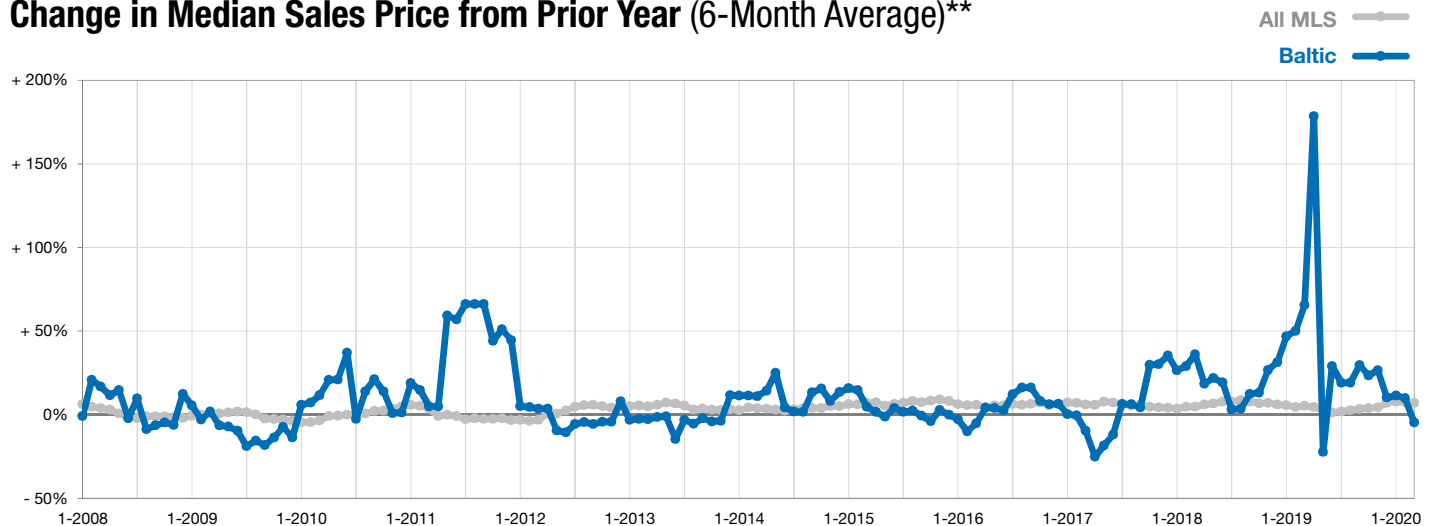
■ 2019 ■ 2020

Year to Date

■ 2019 ■ 2020



Change in Median Sales Price from Prior Year (6-Month Average)**



** Each dot represents the change in median sales price from the prior year using a 6-month weighted average. This means that each of the 6 months used in a dot are proportioned according to their share of sales during that period.