

Local Market Update – March 2020

A RESEARCH TOOL PROVIDED BY THE REALTOR® ASSOCIATION OF THE SIOUX EMPIRE, INC.



Beresford

+ 400.0% **- 100.0%** **- 100.0%**

Change in
New Listings

Change in
Closed Sales

Change in
Median Sales Price

Union County, SD

March

Year to Date

	2019	2020	+ / -	2019	2020	+ / -
New Listings	1	5	+ 400.0%	7	11	+ 57.1%
Closed Sales	6	0	- 100.0%	14	0	- 100.0%
Median Sales Price*	\$134,900	\$0	- 100.0%	\$137,400	\$0	- 100.0%
Average Sales Price*	\$121,617	\$0	- 100.0%	\$134,200	\$0	- 100.0%
Percent of Original List Price Received*	97.9%	0.0%	- 100.0%	96.0%	0.0%	- 100.0%
Average Days on Market Until Sale	92	0	- 100.0%	108	0	- 100.0%
Inventory of Homes for Sale	8	7	- 12.5%	--	--	--
Months Supply of Inventory	2.4	2.3	- 7.6%	--	--	--

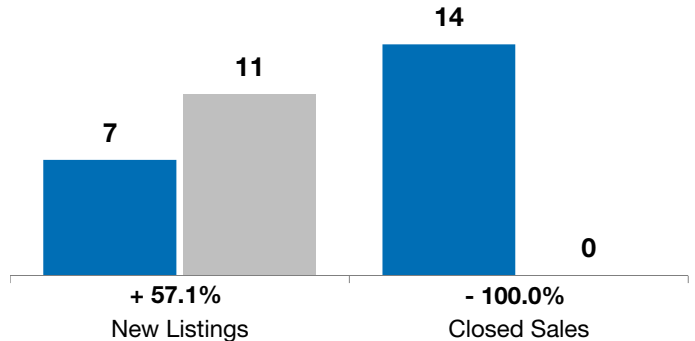
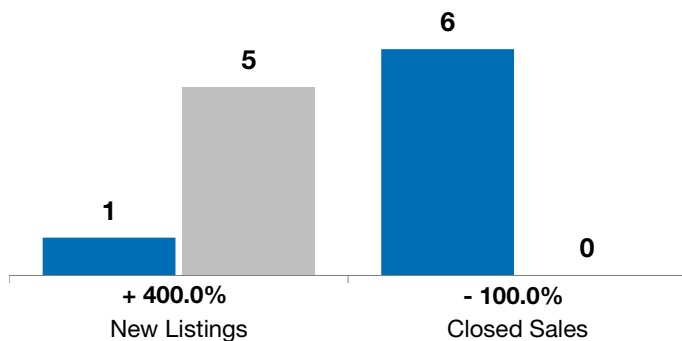
* Does not account for list prices from any previous listing contracts or seller concessions. | Activity for one month can sometimes look extreme due to small sample size.

March

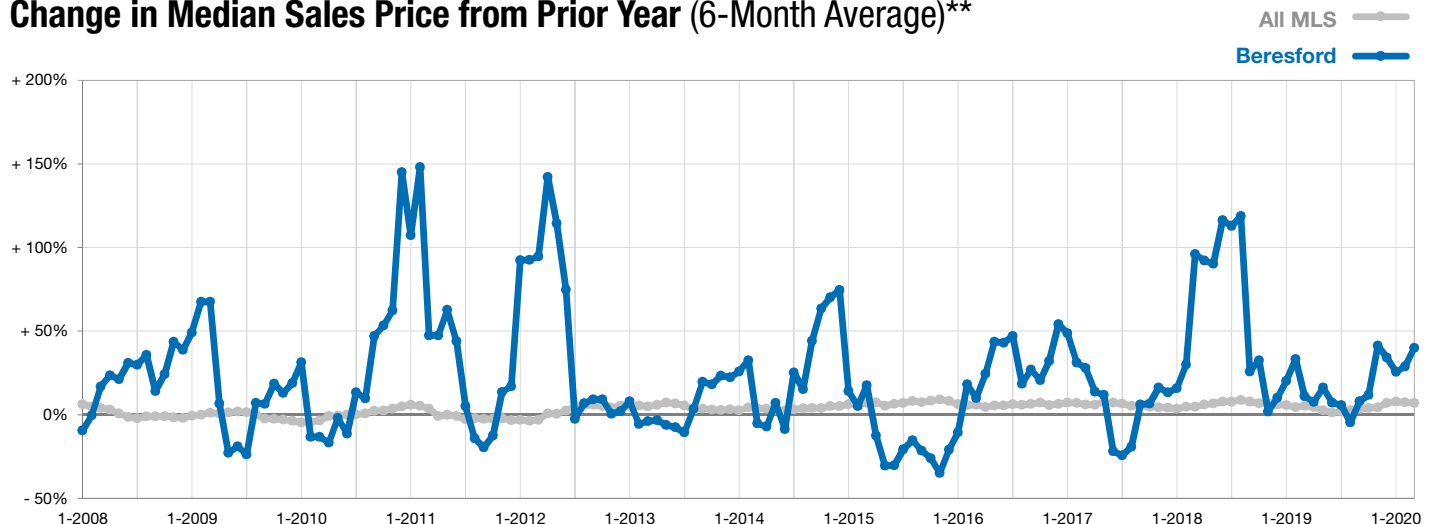
■ 2019 ■ 2020

Year to Date

■ 2019 ■ 2020



Change in Median Sales Price from Prior Year (6-Month Average)**



** Each dot represents the change in median sales price from the prior year using a 6-month weighted average. This means that each of the 6 months used in a dot are proportioned according to their share of sales during that period.