

Local Market Update – April 2020

A RESEARCH TOOL PROVIDED BY THE REALTOR® ASSOCIATION OF THE SIOUX EMPIRE, INC.



Beresford

- 37.5%

Change in
New Listings

- 66.7%

Change in
Closed Sales

+ 75.1%

Change in
Median Sales Price

Union County, SD

April

Year to Date

	2019	2020	+ / -	2019	2020	+ / -
New Listings	8	5	- 37.5%	15	16	+ 6.7%
Closed Sales	3	1	- 66.7%	17	1	- 94.1%
Median Sales Price*	\$128,500	\$225,000	+ 75.1%	\$134,900	\$225,000	+ 66.8%
Average Sales Price*	\$184,500	\$225,000	+ 22.0%	\$143,076	\$225,000	+ 57.3%
Percent of Original List Price Received*	89.7%	95.7%	+ 6.8%	94.9%	95.7%	+ 0.9%
Average Days on Market Until Sale	199	70	- 64.9%	124	70	- 43.7%
Inventory of Homes for Sale	13	12	- 7.7%	--	--	--
Months Supply of Inventory	4.3	4.3	- 1.1%	--	--	--

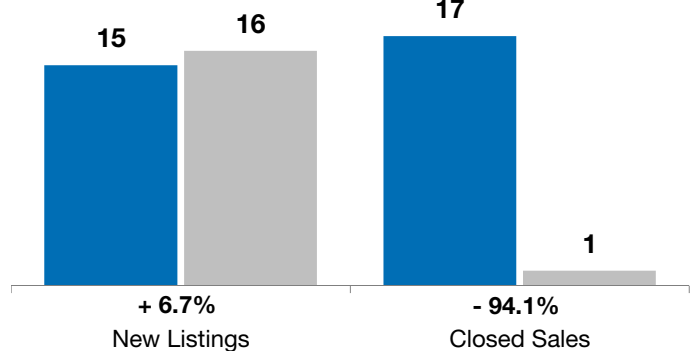
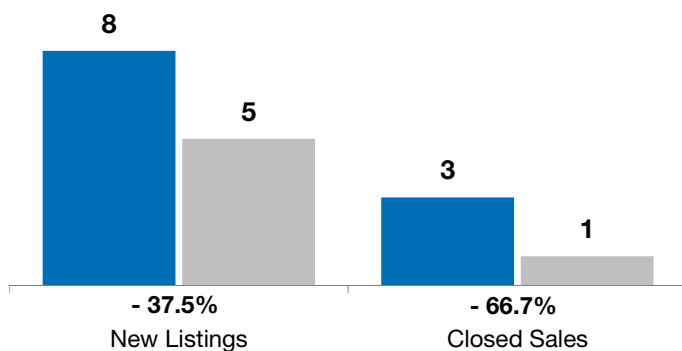
* Does not account for list prices from any previous listing contracts or seller concessions. | Activity for one month can sometimes look extreme due to small sample size.

April

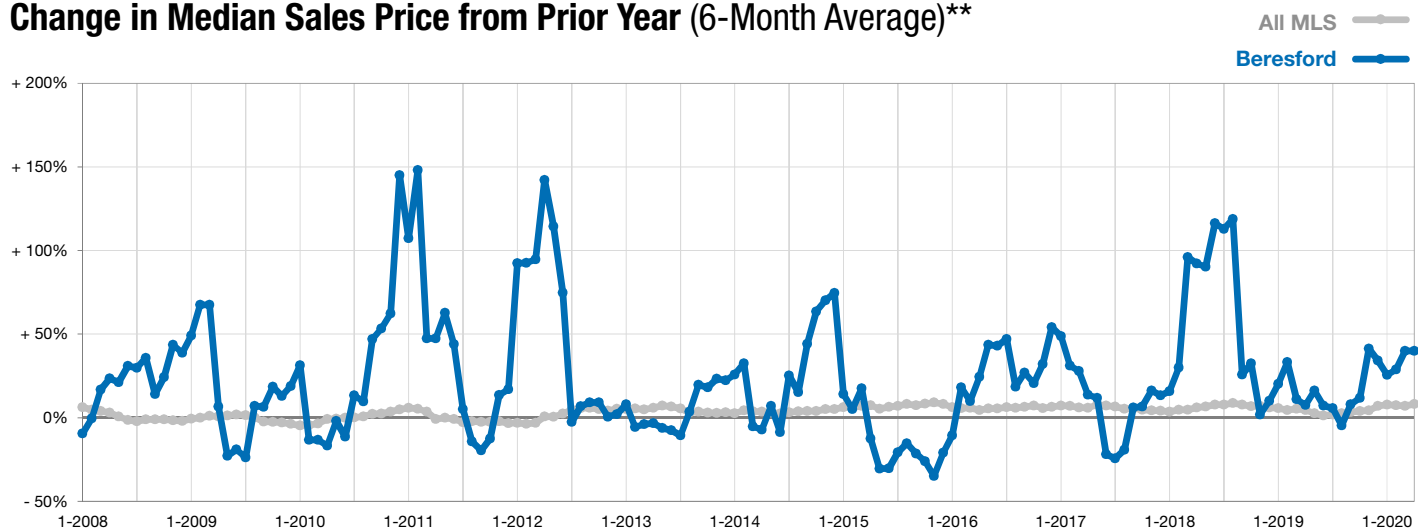
■ 2019 ■ 2020

Year to Date

■ 2019 ■ 2020



Change in Median Sales Price from Prior Year (6-Month Average)**



** Each dot represents the change in median sales price from the prior year using a 6-month weighted average. This means that each of the 6 months used in a dot are proportioned according to their share of sales during that period.