

Local Market Update – April 2020

A RESEARCH TOOL PROVIDED BY THE REALTOR® ASSOCIATION OF THE SIOUX EMPIRE, INC.



Worthing

Lincoln County, SD

- 20.0%

Change in
New Listings

0.0%

Change in
Closed Sales

- 71.8%

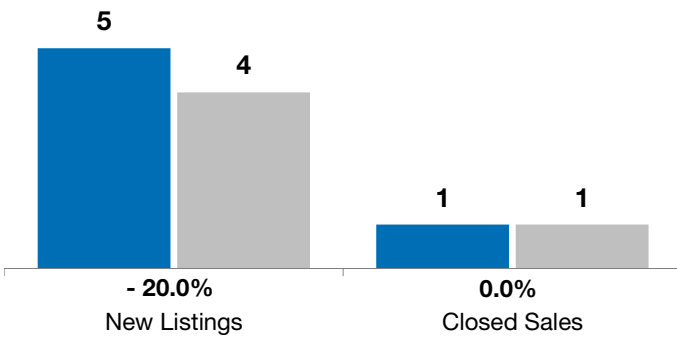
Change in
Median Sales Price

	April			Year to Date		
	2019	2020	+ / -	2019	2020	+ / -
New Listings	5	4	- 20.0%	11	8	- 27.3%
Closed Sales	1	1	0.0%	6	3	- 50.0%
Median Sales Price*	\$142,900	\$40,250	- 71.8%	\$156,250	\$87,500	- 44.0%
Average Sales Price*	\$142,900	\$40,250	- 71.8%	\$157,067	\$102,583	- 34.7%
Percent of Original List Price Received*	100.0%	100.4%	+ 0.4%	99.8%	97.6%	- 2.2%
Average Days on Market Until Sale	32	57	+ 78.1%	57	71	+ 24.4%
Inventory of Homes for Sale	9	7	- 22.2%	--	--	--
Months Supply of Inventory	4.5	2.5	- 44.0%	--	--	--

* Does not account for list prices from any previous listing contracts or seller concessions. | Activity for one month can sometimes look extreme due to small sample size.

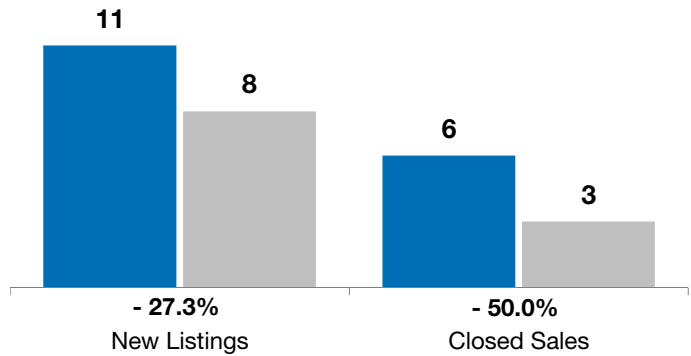
April

■ 2019 ■ 2020

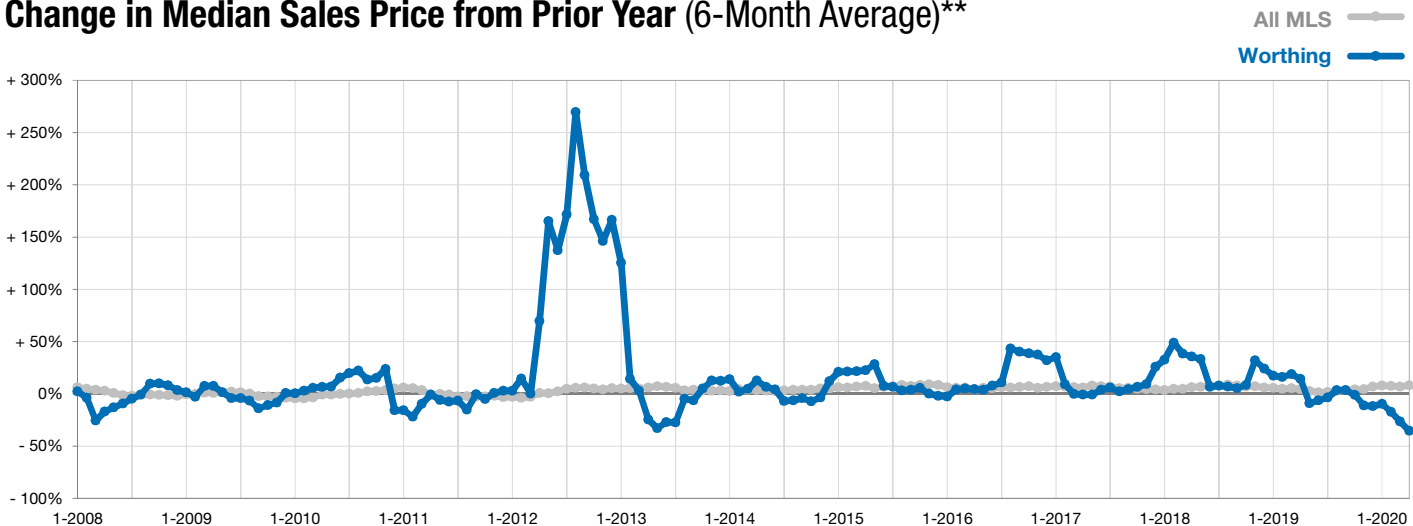


Year to Date

■ 2019 ■ 2020



Change in Median Sales Price from Prior Year (6-Month Average)**



** Each dot represents the change in median sales price from the prior year using a 6-month weighted average. This means that each of the 6 months used in a dot are proportioned according to their share of sales during that period.