

Local Market Update – June 2020

A RESEARCH TOOL PROVIDED BY THE REALTOR® ASSOCIATION OF THE SIOUX EMPIRE, INC.



Garretson

- 60.0%

Change in
New Listings

- 100.0%

Change in
Closed Sales

- 100.0%

Change in
Median Sales Price

Minnehaha County, SD

June

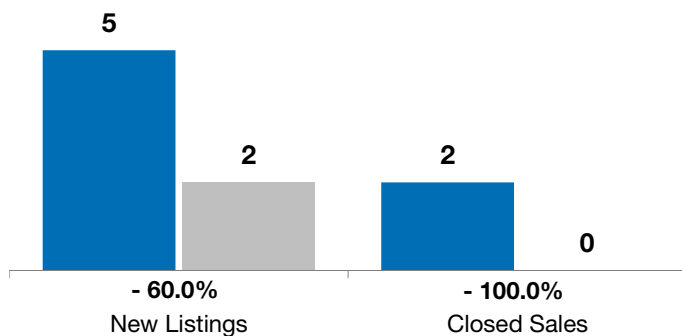
Year to Date

	2019	2020	+ / -	2019	2020	+ / -
New Listings	5	2	- 60.0%	21	19	- 9.5%
Closed Sales	2	0	- 100.0%	13	15	+ 15.4%
Median Sales Price*	\$151,500	\$0	- 100.0%	\$185,000	\$173,000	- 6.5%
Average Sales Price*	\$151,500	\$0	- 100.0%	\$232,538	\$220,643	- 5.1%
Percent of Original List Price Received*	98.5%	0.0%	- 100.0%	97.2%	98.2%	+ 1.1%
Average Days on Market Until Sale	48	0	- 100.0%	71	65	- 8.7%
Inventory of Homes for Sale	9	6	- 33.3%	--	--	--
Months Supply of Inventory	3.5	1.8	- 47.0%	--	--	--

* Does not account for list prices from any previous listing contracts or seller concessions. | Activity for one month can sometimes look extreme due to small sample size.

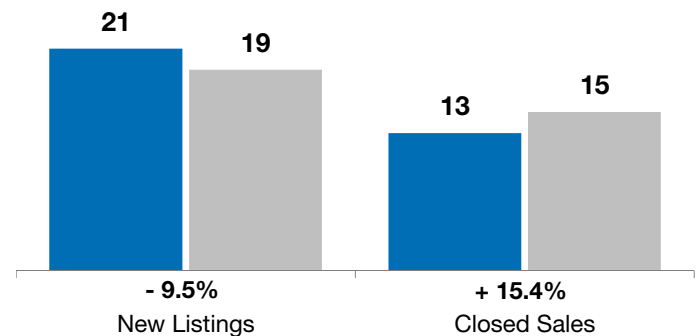
June

■ 2019 ■ 2020

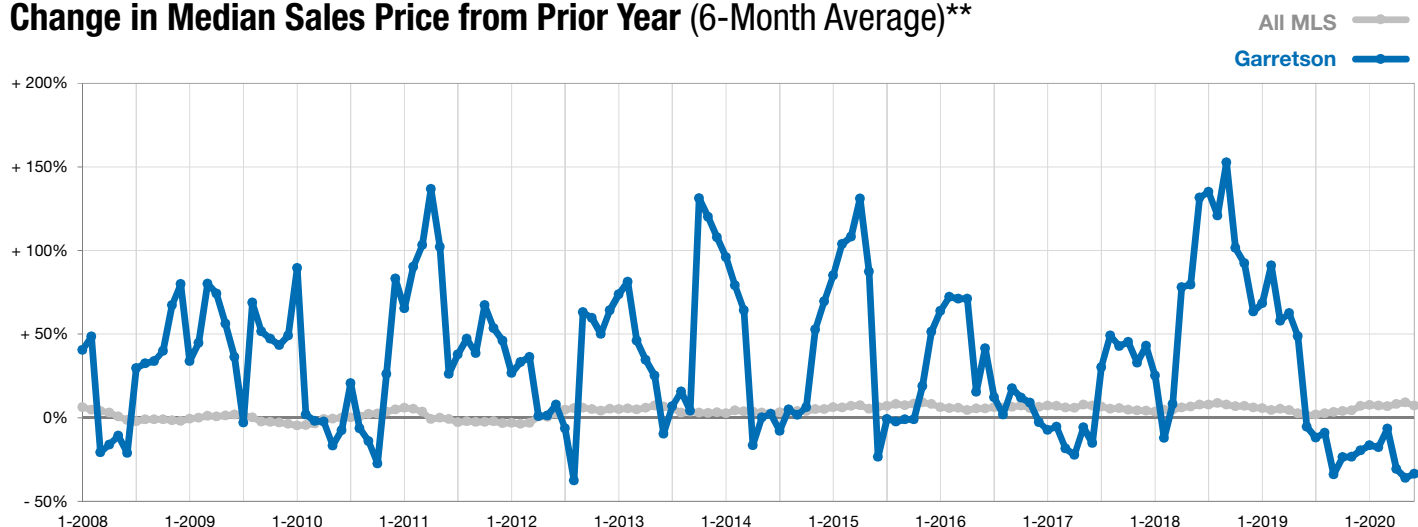


Year to Date

■ 2019 ■ 2020



Change in Median Sales Price from Prior Year (6-Month Average)**



** Each dot represents the change in median sales price from the prior year using a 6-month weighted average. This means that each of the 6 months used in a dot are proportioned according to their share of sales during that period.