

Local Market Update – June 2020

A RESEARCH TOOL PROVIDED BY THE REALTOR® ASSOCIATION OF THE SIOUX EMPIRE, INC.



Worthing

- 60.0%

+ 100.0%

+ 34.8%

Change in
New Listings

Change in
Closed Sales

Change in
Median Sales Price

Lincoln County, SD

June

Year to Date

	2019	2020	+ / -	2019	2020	+ / -
New Listings	10	4	- 60.0%	25	15	- 40.0%
Closed Sales	1	2	+ 100.0%	8	7	- 12.5%
Median Sales Price*	\$165,000	\$222,500	+ 34.8%	\$162,000	\$175,500	+ 8.3%
Average Sales Price*	\$165,000	\$222,500	+ 34.8%	\$186,550	\$156,893	- 15.9%
Percent of Original List Price Received*	100.0%	100.0%	- 0.0%	99.4%	99.4%	+ 0.1%
Average Days on Market Until Sale	82	45	- 45.1%	75	58	- 22.6%
Inventory of Homes for Sale	15	8	- 46.7%	--	--	--
Months Supply of Inventory	7.8	2.7	- 65.9%	--	--	--

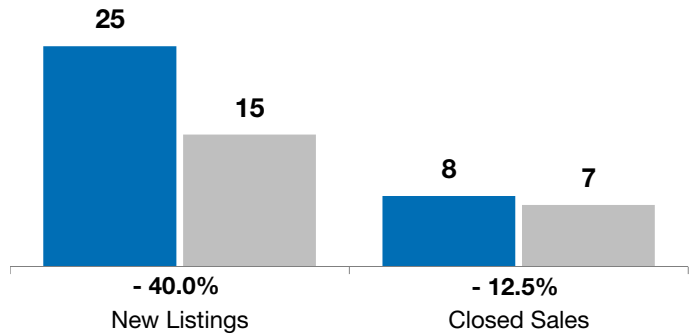
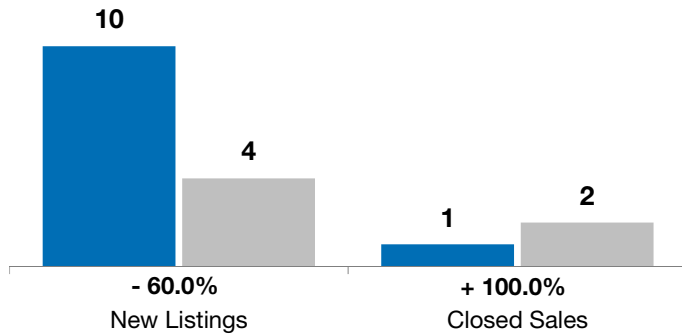
* Does not account for list prices from any previous listing contracts or seller concessions. | Activity for one month can sometimes look extreme due to small sample size.

June

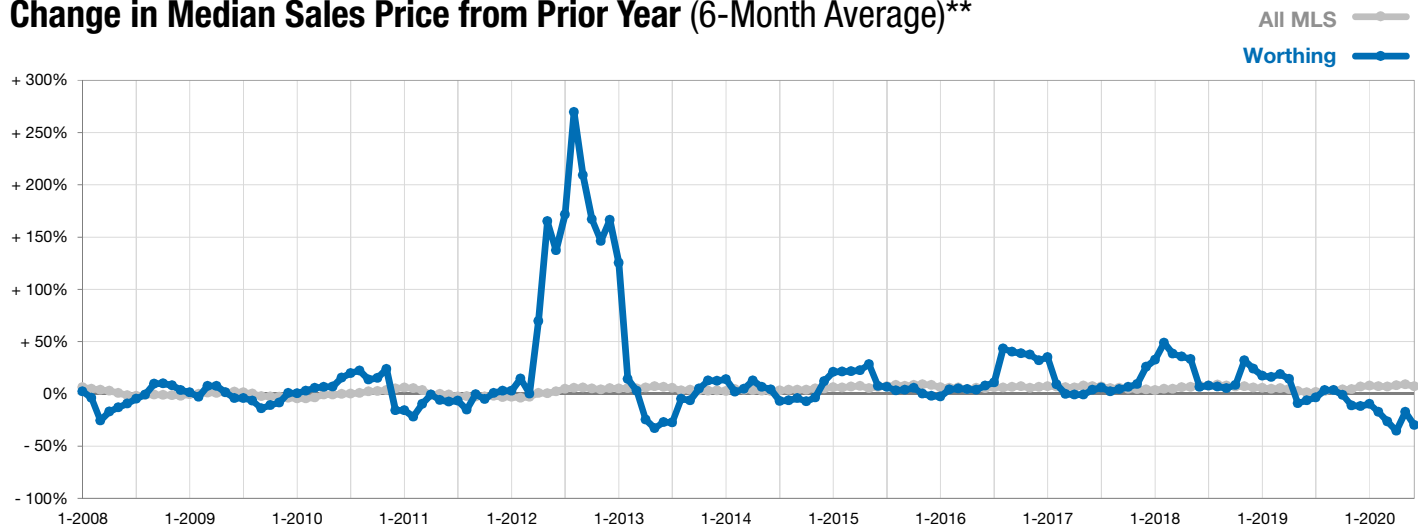
■ 2019 ■ 2020

Year to Date

■ 2019 ■ 2020



Change in Median Sales Price from Prior Year (6-Month Average)**



** Each dot represents the change in median sales price from the prior year using a 6-month weighted average. This means that each of the 6 months used in a dot are proportioned according to their share of sales during that period.