

Local Market Update – September 2020

A RESEARCH TOOL PROVIDED BY THE REALTOR® ASSOCIATION OF THE SIOUX EMPIRE, INC.



Canton

Lincoln County, SD

+ 10.0%

Change in
New Listings

+ 25.0%

Change in
Closed Sales

+ 7.7%

Change in
Median Sales Price

September

Year to Date

	2019	2020	+ / -	2019	2020	+ / -
New Listings	10	11	+ 10.0%	67	72	+ 7.5%
Closed Sales	4	5	+ 25.0%	40	55	+ 37.5%
Median Sales Price*	\$162,500	\$175,000	+ 7.7%	\$159,900	\$168,500	+ 5.4%
Average Sales Price*	\$162,089	\$171,500	+ 5.8%	\$211,642	\$185,573	- 12.3%
Percent of Original List Price Received*	97.5%	98.5%	+ 1.0%	98.2%	97.2%	- 1.0%
Average Days on Market Until Sale	64	79	+ 22.8%	93	79	- 14.8%
Inventory of Homes for Sale	21	16	- 23.8%	--	--	--
Months Supply of Inventory	4.7	2.5	- 46.9%	--	--	--

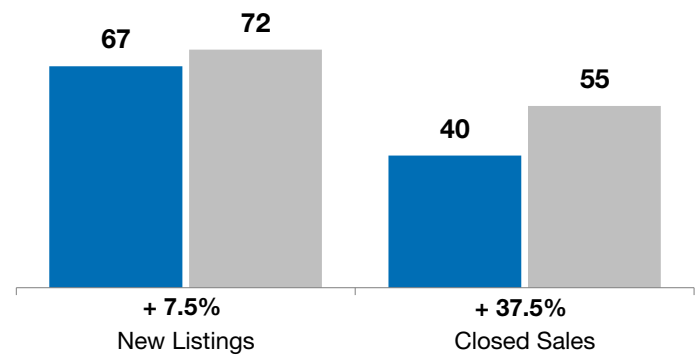
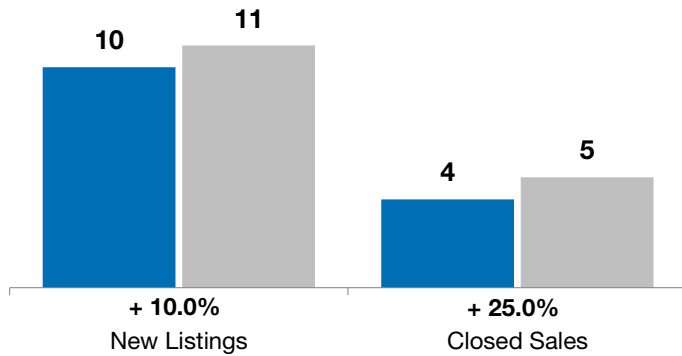
* Does not account for list prices from any previous listing contracts or seller concessions. | Activity for one month can sometimes look extreme due to small sample size.

September

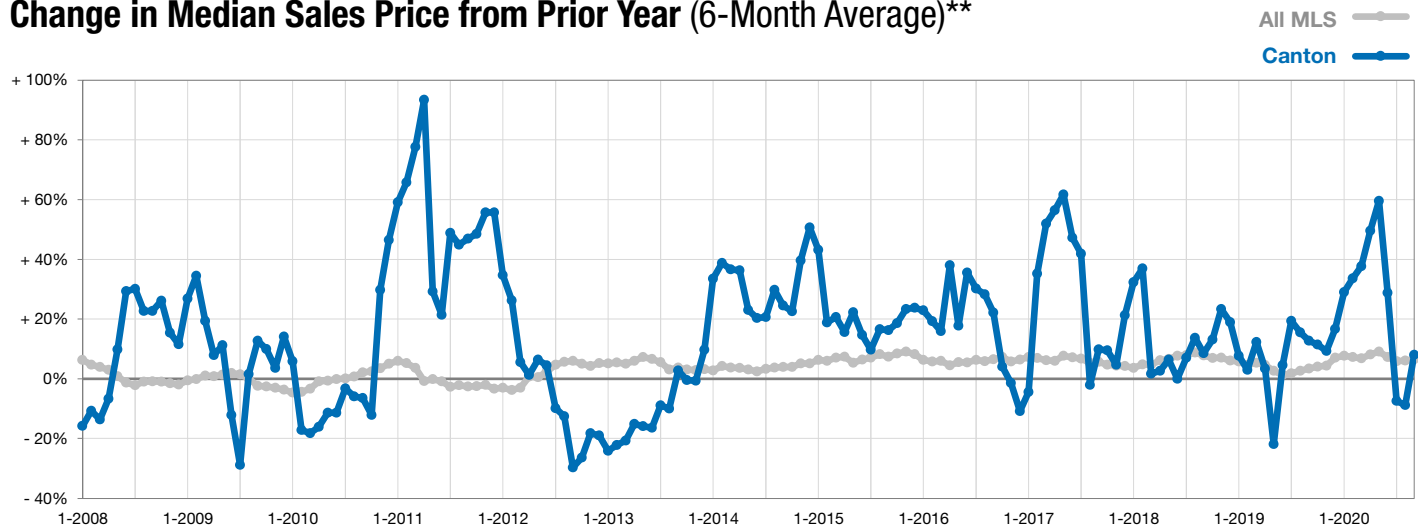
■ 2019 ■ 2020

Year to Date

■ 2019 ■ 2020



Change in Median Sales Price from Prior Year (6-Month Average)**



** Each dot represents the change in median sales price from the prior year using a 6-month weighted average. This means that each of the 6 months used in a dot are proportioned according to their share of sales during that period.