

# Local Market Update – December 2020

A RESEARCH TOOL PROVIDED BY THE REALTOR® ASSOCIATION OF THE SIOUX EMPIRE, INC.



## Garretson

Minnehaha County, SD

**- 100.0%**

--

--

Change in  
New Listings

Change in  
Closed Sales

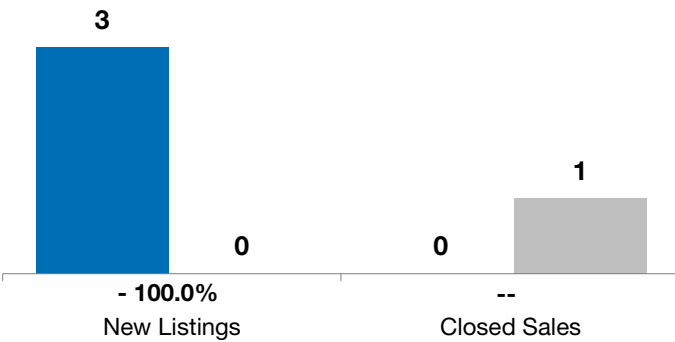
Change in  
Median Sales Price

	December			Year to Date		
	2019	2020	+ / -	2019	2020	+ / -
New Listings	3	0	- 100.0%	47	34	- 27.7%
Closed Sales	0	1	--	31	33	+ 6.5%
Median Sales Price*	\$0	\$95,000	--	\$185,000	\$192,000	+ 3.8%
Average Sales Price*	\$0	\$95,000	--	\$212,752	\$245,750	+ 15.5%
Percent of Original List Price Received*	0.0%	95.1%	--	97.4%	98.2%	+ 0.8%
Average Days on Market Until Sale	0	69	--	69	78	+ 13.6%
Inventory of Homes for Sale	9	1	- 88.9%	--	--	--
Months Supply of Inventory	2.9	0.3	- 88.5%	--	--	--

\* Does not account for list prices from any previous listing contracts or seller concessions. | Activity for one month can sometimes look extreme due to small sample size.

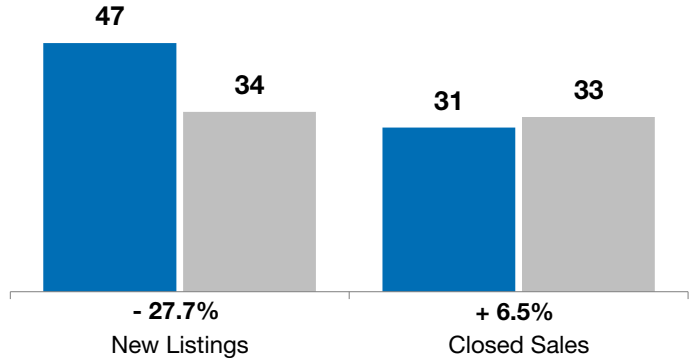
### December

■ 2019 ■ 2020

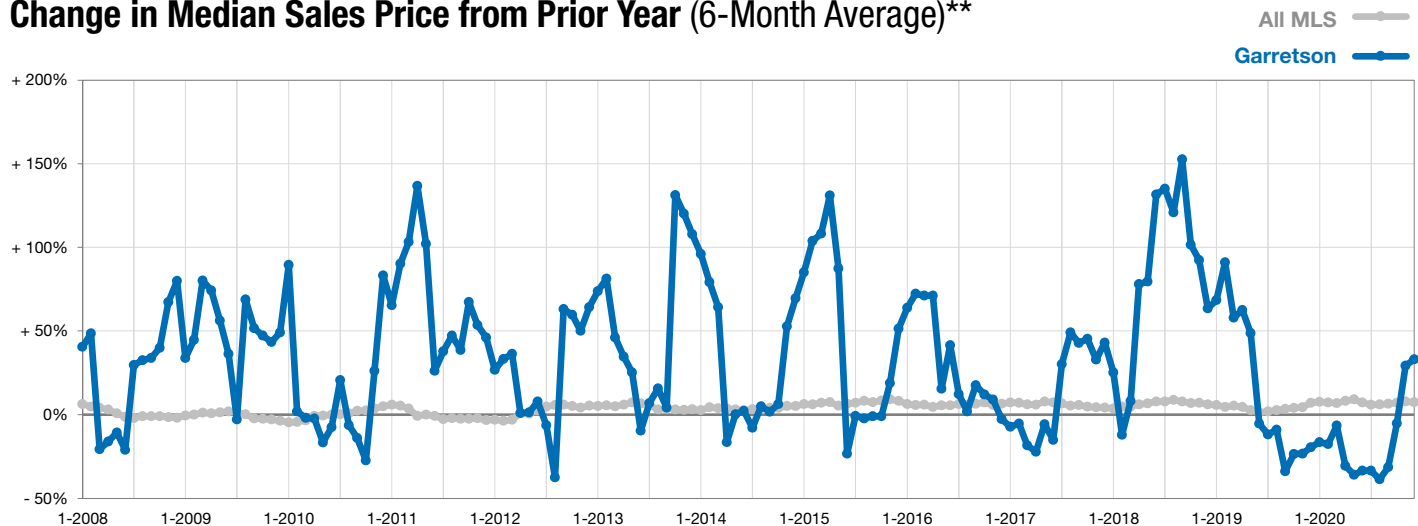


### Year to Date

■ 2019 ■ 2020



### Change in Median Sales Price from Prior Year (6-Month Average)\*\*



\*\* Each dot represents the change in median sales price from the prior year using a 6-month weighted average. This means that each of the 6 months used in a dot are proportioned according to their share of sales during that period.